


Maths Addition and Subtraction Workbook



Home Learning





Maths Workbook Pack

Programme of Study – Addition and Subtraction

Statutory Requirements	Worksheet	Page Number	Notes
Read, write and interpret mathematical statements involving addition (+), subtraction (-) and equals (=) signs	Read and interpret mathematical statements involving addition.	3	
	Writing mathematical statements using plus, minus and equals.	4 - 5	
Represent and use number bonds and related subtraction facts within 20	Mixed number bonds to 10 on robots worksheet	6 - 8	
	Mixed number bonds to 20 on robots worksheet	9 - 10	
	Finding and practising number bonds to 10	11	
Add and subtract one digit and two digit numbers to 20 including zero	Dinosaur addition sheet	12	
	Adding to 20 with a number line pack	13 - 15	
	Green Bottles Subtraction	16	
	Elmer addition to 20 colour by numbers sheet	17	
Solve one- step problems that involve addition and subtraction, using concrete objects and pictorial representations, and missing number problems, such as $7 = ? - 9$	Elmer subtraction from 20 colour by numbers sheet	18	
	Missing number calculations with a number line activity sheet	19 - 21	
	Addition and subtraction to 20 with a number line activity sheet	22 - 24	
	Building bricks addition worksheet	25 - 27	












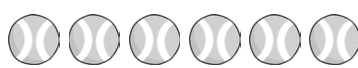




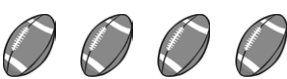

Read and Interpret Mathematical Statements Involving Addition

Look carefully at the sums below. Are they right or wrong? Use dots to check and then mark the sums with a tick or a cross. An example has been done for you. If you find any mistakes, correct them!

Example 1. $3 + 2 = 6$  +  = 5	X Wrong! Answer should be 5!	Example 2. $2 + 5 = 7$  +  = 7	✓ Correct!
1. $2 + 1 = 3$		2. $4 + 2 = 5$	
3. $1 + 3 = 5$		4. $6 + 2 = 8$	
5. $4 + 5 = 7$		6. $2 + 2 + 1 = 5$	
7. $3 + 4 + 1 = 10$		8. $8 + 3 = 11$	
9. $5 = 2 + 3$		10. $6 + 7 = 12$	



















Writing Mathematical Statements Using Plus, Minus and Equals

A. Count the objects in the following pictures to turn them into numbers and create mathematical statements in the row underneath.

e.g.		+		=	
	3	+	2	=	5
1		+		=	
		+		=	
2		+		=	
		+		=	
3		+		=	
		+		=	
4		-		=	
		-		=	
5		-		=	
		-		=	










Writing Mathematical Statements Using Plus, Minus and Equals

A. Count the objects and fill in the mathematical signs you need to make the statement correct.

e.g.		?		=	
	2		1	=	1
1		?		=	
				=	
2		?		=	
				=	
3		?		=	
				=	
4		?		=	
				=	
5		?		=	
				=	










Mixed Number Bonds to 10 on Robots Worksheet 1

Can you find the missing number bond to make the number in the robot's tummy?












Mixed Number Bonds to 10 on Robots Worksheet 2

Can you find the missing number bond to make the number in the robot's tummy?












Mixed Number Bonds to 10 on Robots Worksheet 3

Can you find the missing number bond to make the number in the robot's tummy?












Mixed Number Bonds to 20 on Robots Worksheet 1

Can you find the missing number bond to make the number in the robot's tummy?



Mixed Number Bonds to 20 on Robots Worksheet 2

Can you find the missing number bond to make the number in the robot's tummy?



Finding and Practising Number Bonds to 10

Each grid has ten boxes in it. Count the number of boxes with an 'X' in them and then put '0's in the rest of the boxes or colour them if you prefer. Count them up and write in the number bond to 10 you have made. The first one has been done for you.

1.

X	X	X	O	O	O	O	O	O	O
---	---	---	---	---	---	---	---	---	---

 $3 + 7 = 10$

2.

X	X	X	X	X					
---	---	---	---	---	--	--	--	--	--

 $5 + \square = 10$

3.

X	X	X	X	X	X				
---	---	---	---	---	---	--	--	--	--

 $6 + \square = 10$

4.

X	X								
---	---	--	--	--	--	--	--	--	--

 $2 + \square = 10$

5.

						X	X	X	X
--	--	--	--	--	--	---	---	---	---

 $\square + 4 = 10$

6.

X	X	X							
---	---	---	--	--	--	--	--	--	--

 $3 + \square = 10$

7.

X									
---	--	--	--	--	--	--	--	--	--

 $1 + \square = 10$

8.

X	X	X	X	X	X	X			
---	---	---	---	---	---	---	--	--	--

 $7 + \square = 10$

9.

				X	X	X	X	X	X
--	--	--	--	---	---	---	---	---	---

 $\square + 6 = 10$





10.

--	--	--	--	--	--	--	--	--	--

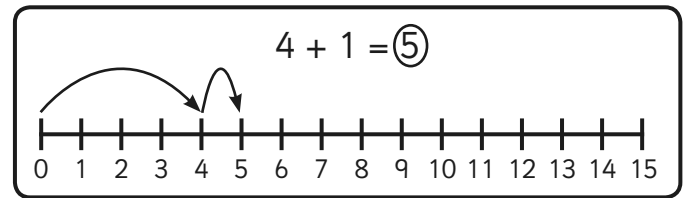
 $0 + \square = 10$

Dinosaur Addition Sheet

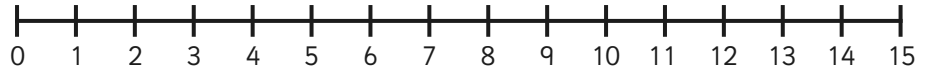
Write the answers in the circles.



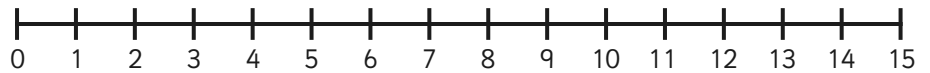
Addition to 20 on a Number Line



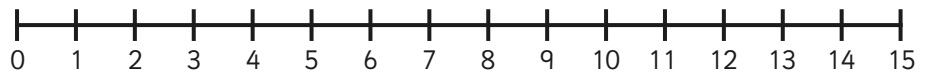
1. $5 + 3 =$



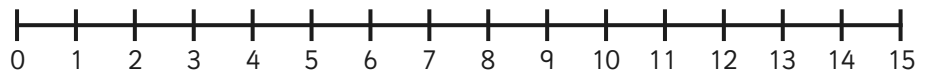
2. $8 + 3 =$



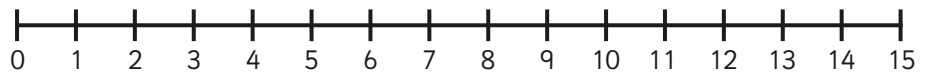
3. $6 + 6 =$



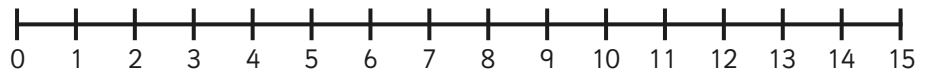
4. $4 + 5 =$



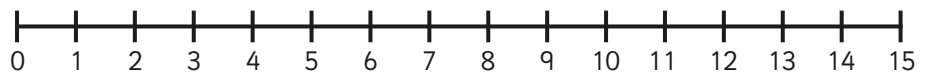
5. $4 + 7 =$



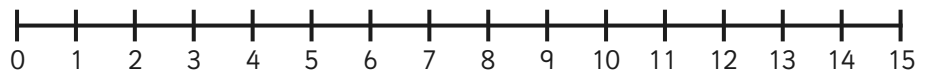
6. $7 + 6 =$



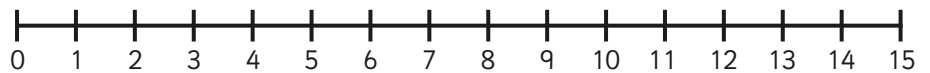
7. $8 + 4 =$



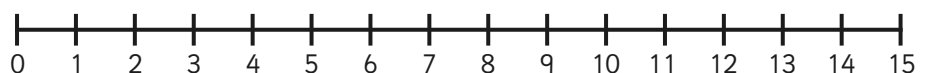
8. $9 + 6 =$



9. $3 + 9 =$



10. $2 + 10 =$

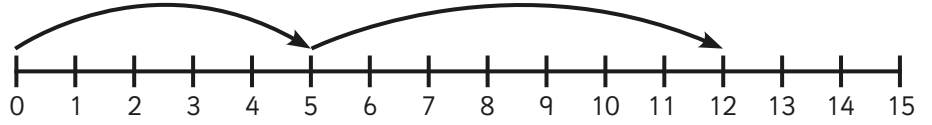


Addition to 20 on a Number Line - Sheet 2

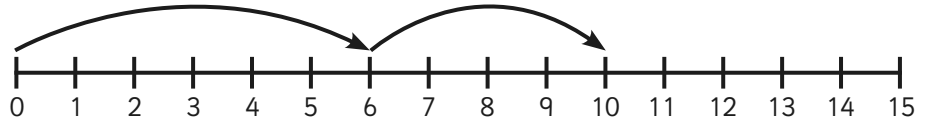
For these questions, can you work out which sums are being shown on the number lines?

The first one has been done for you.

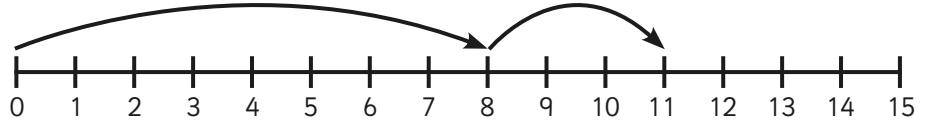
1. $5 + 7 = 12$



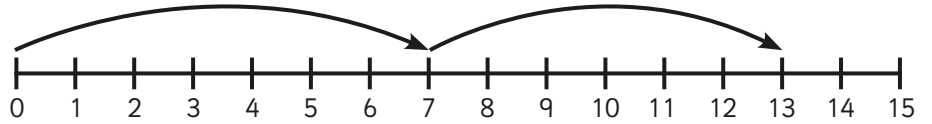
2. $\square + \square = \square$



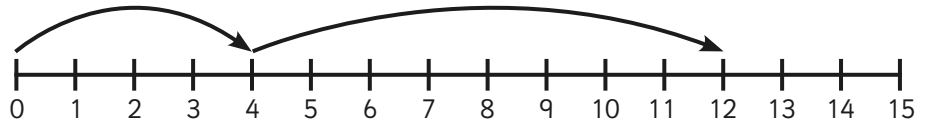
3. $\square + \square = \square$



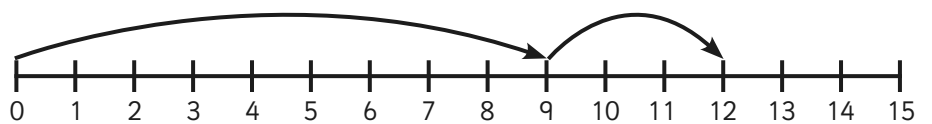
4. $\square + \square = \square$



5. $\square + \square = \square$



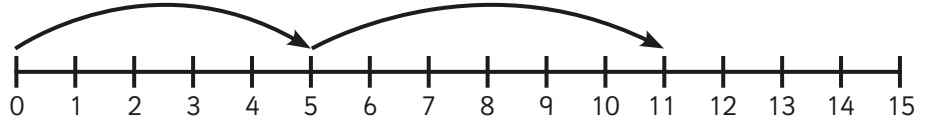
6. $\square + \square = \square$



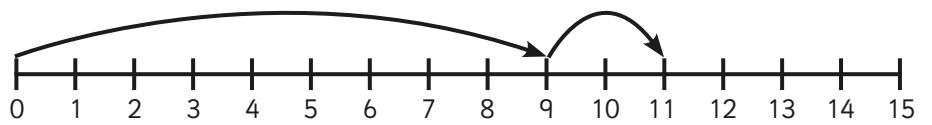
7. $\square + \square = \square$



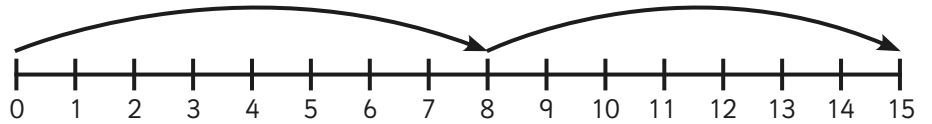
8. $\square + \square = \square$



9. $\square + \square = \square$



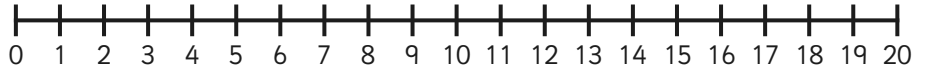
10. $\square + \square = \square$



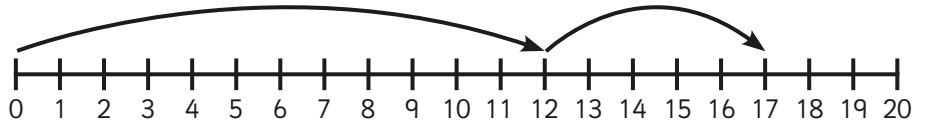
Addition to 20 on a Number Line - Sheet 3

Practice what you have learned so far on a number line to 20 and progress to see if you can draw your own number line!

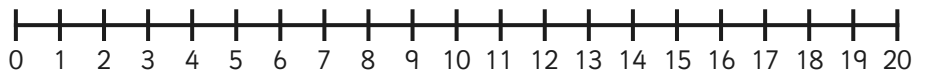
1. $11 + 4 = \square$



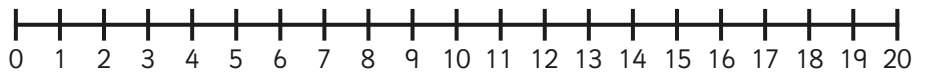
2. $\square + \square = \square$



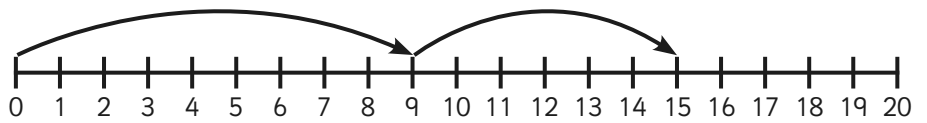
3. $8 + 9 = \square$



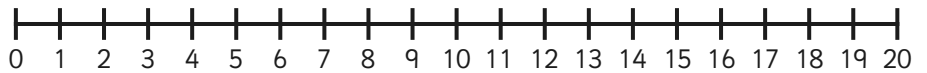
4. $6 + \square = 9$



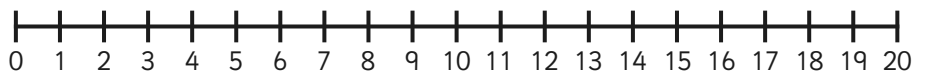
5. $\square + \square = \square$



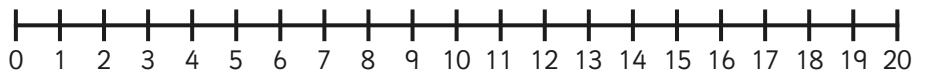
6. $\square + 7 = 11$



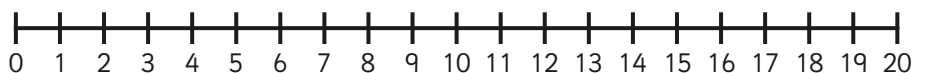
7. $9 + 9 = \square$



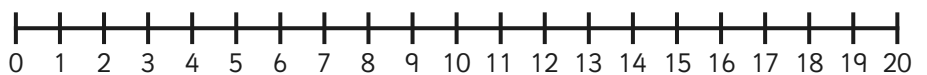
8. $12 + 3 = \square$



9. $7 + 9 = \square$



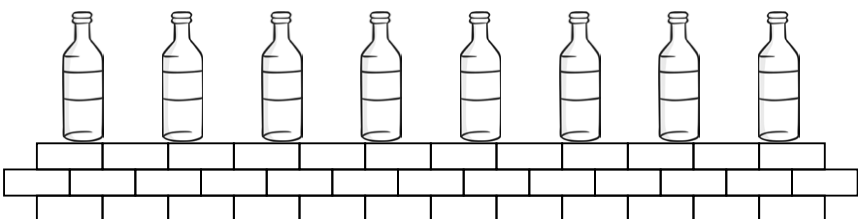


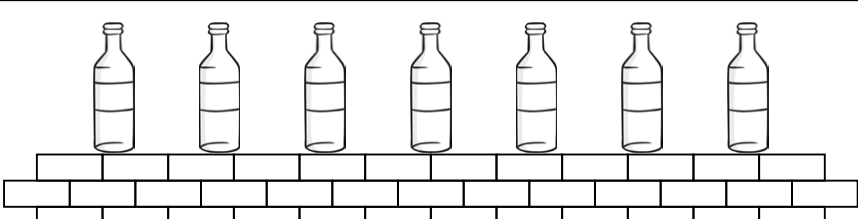
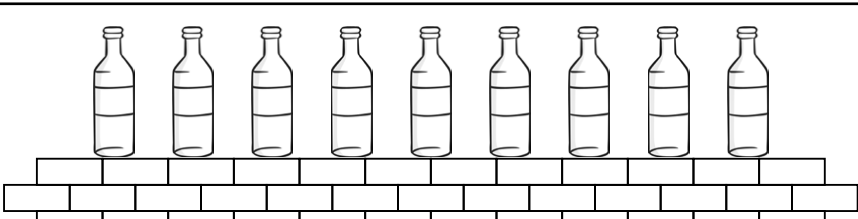


10. $13 + 5 = \square$



Green Bottles Subtraction

Use crosses to knock the green bottles off the wall. How many are left? Don't forget the sound effects!

Example		$6 - 3 = 3$
1.		$7 - 3 =$
2.		$8 - 1 =$
3.		$5 - 0 =$
4.		$6 - 5 =$
5.		$7 - 2 =$
6.		$9 - 9 =$

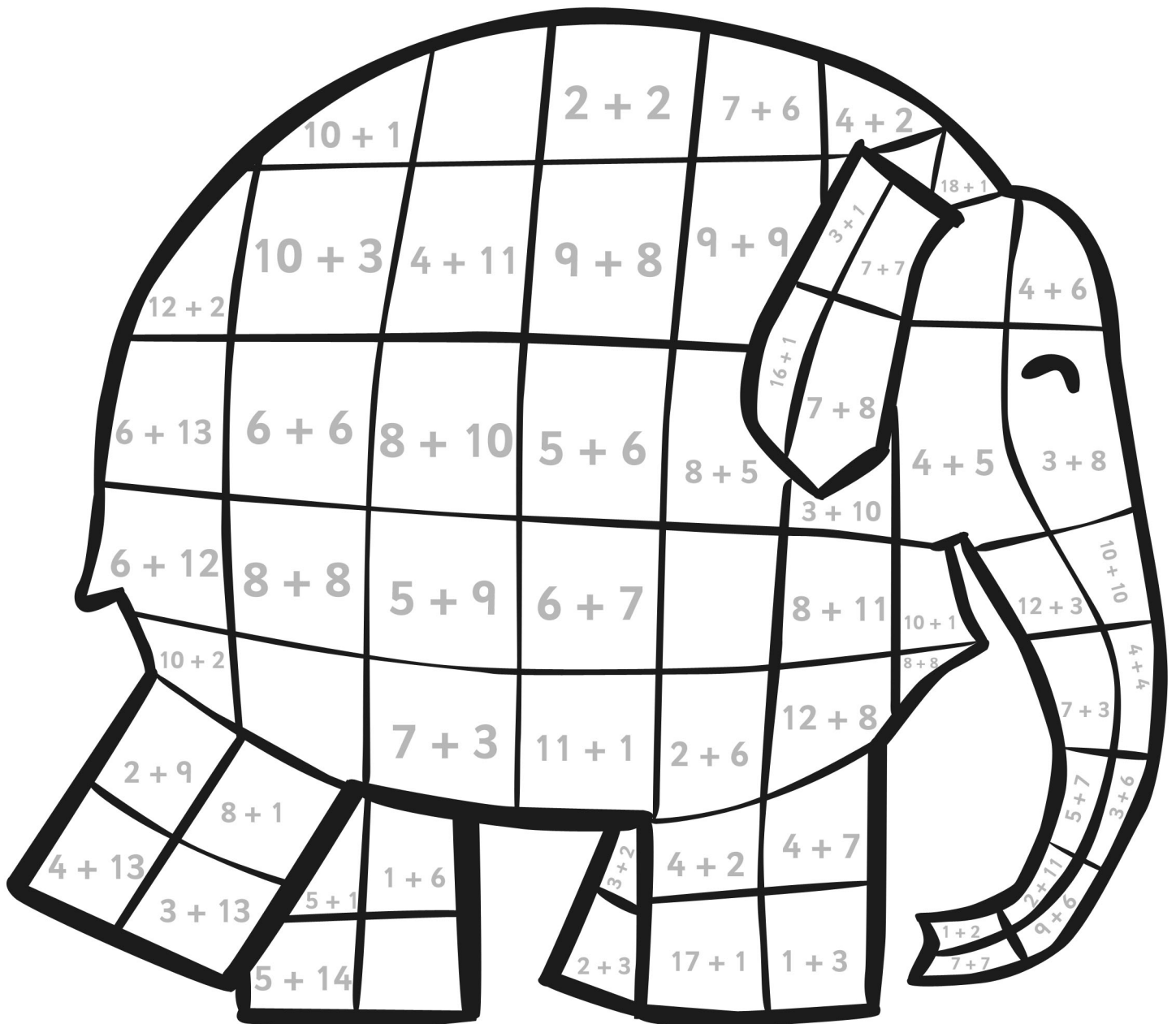
Elmer Addition to 20 Colour by Numbers Sheet

Solve the sums in the boxes to work out what colours they should be!

3 or 11 = Yellow 4 or 12 = Orange 5 or 13 = Blue

6 or 14 = Red 7 or 15 = Purple 8 or 17 = Black

9 or 18 = Pink 10 or 19 = Green 16 or 20 = pick your own colour!



Missing Number Calculations with a Number Line Activity Sheet 1

Example:	
$3 + ? = 7$	

1. $3 + _ = 7$	
2. $7 - _ = 3$	
3. $4 + _ = 10$	
4. $10 - _ = 4$	
5. $1 + _ = 7$	
6. $7 - _ = 1$	
7. $5 + _ = 8$	
8. $8 - _ = 5$	
9. $_ + 5 = 10$	
10. $10 - 5 = _$	

Missing Number Calculations with a Number Line Activity Sheet 2

Example:	
$3 + ? = 7$	

1. $3 + _ = 5$	
2. $5 - _ = 3$	
3. $2 + _ = 6$	
4. $6 - _ = 2$	
5. $2 + _ = 3$	
6. $3 - _ = 2$	
7. $2 + _ = 4$	
8. $4 - _ = 2$	
9. $5 + _ = 5$	
10. $5 - _ = 1$	

Missing Number Calculations with a Number Line Activity Sheet 3

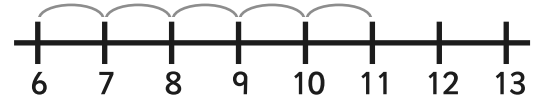
Example:	
$3 + ? = 7$	

1. $6 + _ = 12$	
2. $12 - _ = 6$	
3. $5 + _ = 11$	
4. $11 - _ = 5$	
5. $3 + _ = 11$	
6. $11 - _ = 3$	
7. $_ + 5 = 9$	
8. $9 - _ = 5$	
9. $_ + 7 = 11$	
10. $11 - _ = 7$	

Addition and Subtraction to 20 with a Number Line Activity Sheet 1

Example:

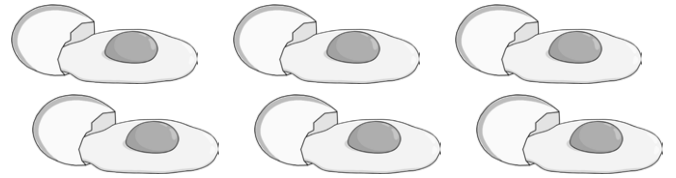
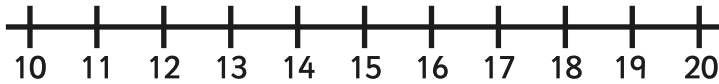
$$\underline{11} - 5 = \textcircled{6}$$



Can you work out the answer and draw a picture or write a sentence about it?

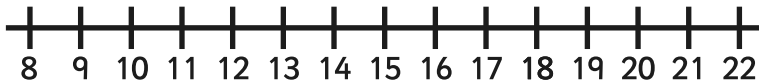
The first one is done for you.

1. $18 - 6 =$

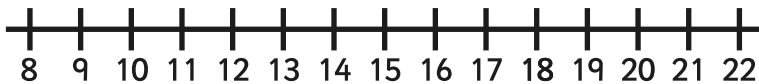


My Dad buys 18 eggs but breaks 6 of them. How many eggs does he have left?

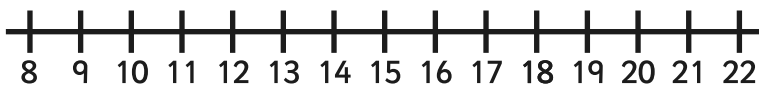
2. $8 + 12 =$



3. $11 + 9 =$



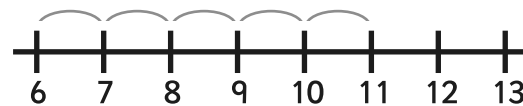
4. $17 - 8 =$



Addition and Subtraction to 20 with a Number Line Activity Sheet 2

Example:

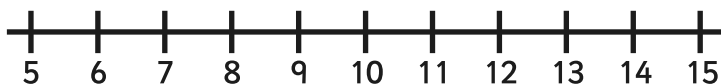
$$\underline{11} - 5 = \textcircled{6}$$



Can you work out the answer and draw a picture or write a sentence about it?

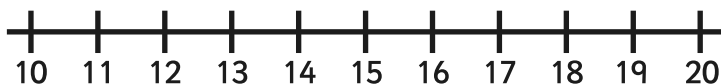
The first one is done for you.

1. $8 + 6 =$

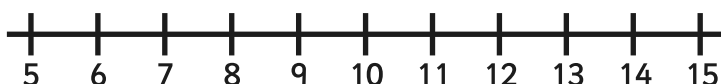


I have a bookshelf with 8 books on and another with 6 on. How many books do I have altogether?

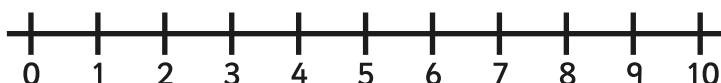
2. $14 - 3 =$



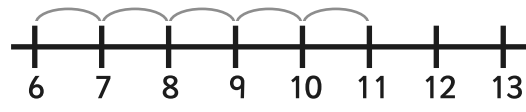
3. $5 + 6 =$



4. $10 - 7 =$




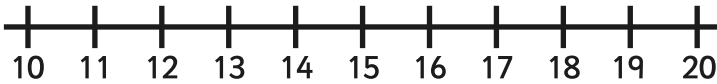
Addition and Subtraction to 20 with a Number Line Activity Sheet 3

Example:	
$11 - 5 = 6$	

Can you work out the answer and draw a picture or write a sentence about it?

The first one is done for you.

1. $19 - 7 =$



I had 19 teddies but I took 7 to the summer fair at school. How many do I have now?

2. $18 - 12 =$



3. $5 + 13 =$




4. $12 + 7 =$




Building Brick Addition Activity Sheet 1


Can you add up the bumps on the building bricks?



+




=



+




=




+




=




+




=



+




=




+




=



+



=




+




=

Building Brick Addition Activity Sheet 2


Can you add up the bumps on the building bricks?



+




=




+




=




+




=




+




=




+




=




+




=




+




=



+




+




=

Building Brick Addition Activity Sheet 3


Can you add up the bumps on the building bricks?




+




=




+




=




+




=




+




=




+




=




+




=




+




+




=



+



+



=
