


Our World



What We Love About Our World


Download the PowerPoint from the school website and look at it with your family.

- * What can you see in these picture?
 - Which picture is your favourite and why?

Find or draw a picture of the Earth. Can you draw or cut pictures of animals, plants and people to put on the Earth?

Go on a senses walk with you family. What can you see, hear, smell and touch? Can you draw a picture or take photographs to record this?

Draw a heart on paper. Can you draw what you love about our world inside it?
You could try to write some words to go with your picture.



CAFOD
Just one world


Global A-Z picture pack

26 alphabet slides with activities to support global learning in EYFS and KS1

The collage features three images: a woman with a headscarf and a microphone, a globe with children holding it, and a group of people holding hands in a circle. The text 'Dd', 'Ee', and 'is for everyone' are also visible.

Taking Care of God's World

Fold a piece of paper into a zig-zag. Draw something on each page that you would like to take care of in God's world.



What can you see in the picture? Who is there? What else might be in the picture? What do you think the words mean? How can we take care of God's World?



These children live in Florencia in Colombia.

What can you see in this picture? How are these girls helping to take care of God's Wonderful World?

Remembering and responding to what we love about God's World

Think about all of the wonderful things we have explored during this topic.

How wonderful is our world?

How could we make God's world even more wonderful?

What would happen if we did not look after our world?

Activity: Draw a picture of your favourite thing or place in God's world.
Don't forget to share your work on Dojo!

