

PSED

The Gruffalo's child was feeling very brave until she met the mouse. What makes you feel brave or scared? How do you make yourself feel better when you're feeling upset or scared?



Expressive Arts & Design

The mouse told lots of animals in the story about the Gruffalo. Can you create your own terrible creature? What will it look like? Can you think of a name for your creature?

Try the Gruffalo's '**Owl on Toast**' recipe. The recipe can be found below.

Literacy

Read 'The Gruffalo' by Julia Donaldson.

You can also access the stories online:

<https://www.youtube.com/watch?v=s8sUPpPc8Ws>

The Gruffalo's Child.

<https://www.youtube.com/watch?v=MUQm8Qb64EI>

Both of these books are rhyming stories. Can you finish the rhyme when you are reading or listening to the stories? Try reading different rhyming stories to see if you can complete the rhyme.

Points for discussion:

What does the word 'title' mean?

Point to the writing and ask 'what does this tell us about?'

What are the words made up from? (letters of the alphabet)

Whilst reading stories with your child, model how we read from left to right and top to bottom by following the words with your finger.

Maths

Play a board game with your family if you have any at home. Can you count the number of dots on the dice when it is your turn to roll?

Play hopscotch. Can you recognise any of the numbers?

Can you count out the correct number of objects to put in each cake case? You could use Cheerios, buttons or anything else that is small enough to fit.



Don't forget to share your work with us on Dojo!



Knowledge & Understanding – Skittles Experiment

You will need:

A plate or container – preferably white or clear

Skittles

Water

*Place the skittles into your container and try to alternate the colours.

*Carefully pour a little water and push the skittles back into place they move.

*What happens to the colours? Talk about this with your grown up.



Fine & Gross Motor Skills

*Can you clean your toys using a brush or cloth? If you have any dolls or figures you could give them a bath with soapy water and a sponge.

*Try painting pictures outside with water – you will need a paintbrush and a small bucket or tub. You could also try painting a fence with this.

*Create a picture using cotton buds and paint. You could try writing your name or some numbers.



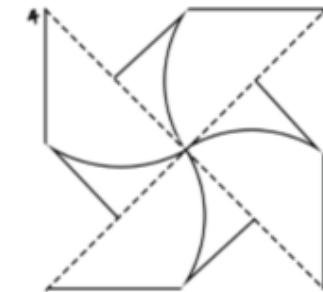
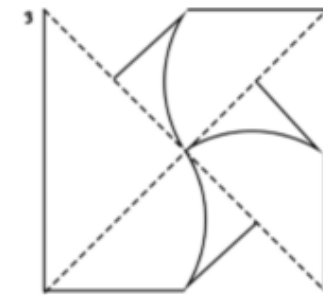
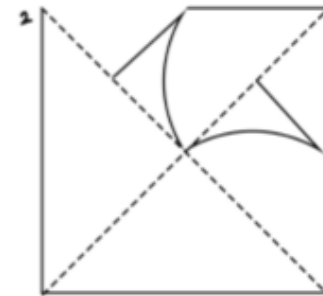
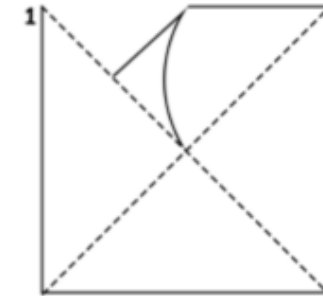
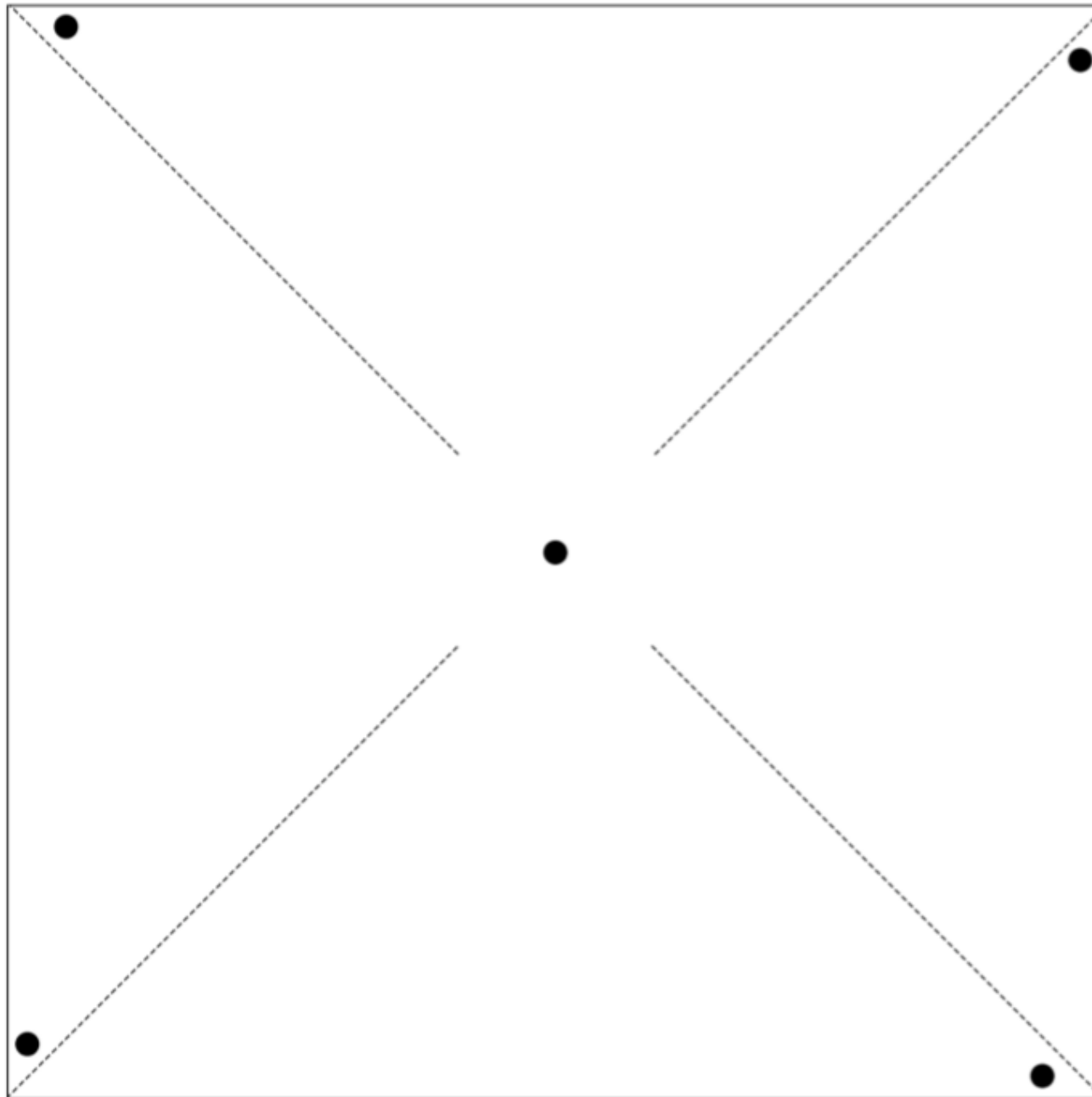
RE

- Make a windmill and take it outside to see the effects of the wind. Talk about what you see happening to the windmill. You can find a template to use below.
- Can you create a cross using objects from around your house? You could have a look for natural objects such as sticks and stones to use whilst on your daily walk.



**W
I
N
D
M
I
L
L

T
E
M
P
L
A
T
E**





Owl on Toast

Ingredients

- 1 fruit loaf slice
- Chocolate spread
- 2 banana slices
- 2 blueberries
- 2 apple slices
- 1 strawberry slice

Equipment

- Toaster
- Plate
- Knife

Method

1. Lightly toast the slice of fruit loaf.
2. Once cooled slightly, spread on the chocolate spread.
3. Carefully place the banana onto the chocolate spread. Use them to make two big eyes.
4. Put a dab of chocolate spread onto each blueberry and place them in the centre of each slice of banana, to complete the eye.
5. Place the strawberry below the eyes, in the centre of the toast, to make the beak.
6. Use the slices of apple to make the wings. Place them at an angle on either side of the toast, with the curved edges facing each other.