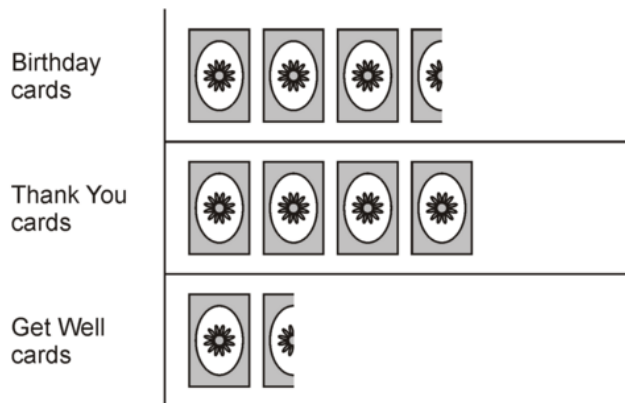



Pictogram Multiples



- This pictogram shows how many greetings cards were sold in one week.



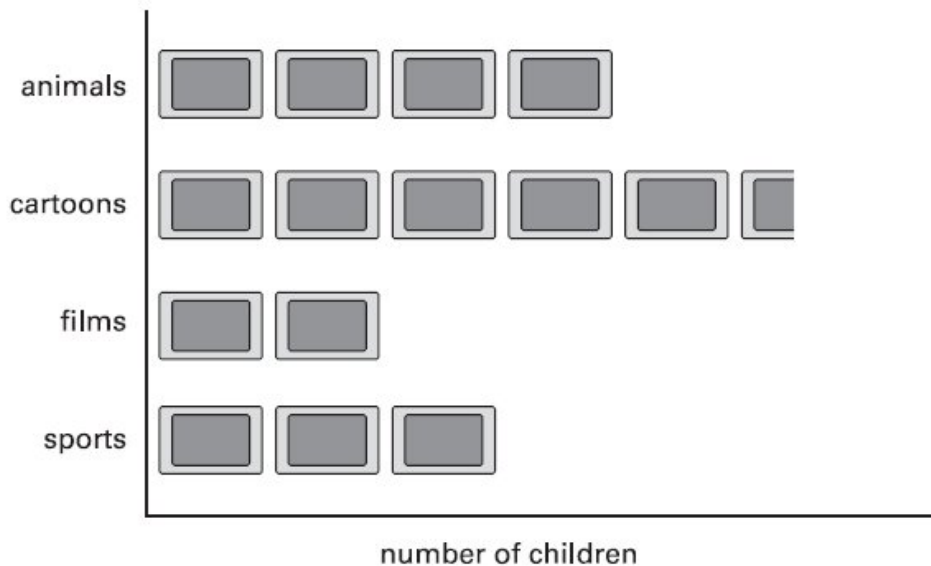
Calculate the total of Birthday, Thank You and Get Well cards sold if  represents:

- 4 cards
- 8 cards
- 50 cards
- 100 cards

- Children were asked

'What kind of television programme do you prefer to watch?'

Here are the results.



Calculate the total of each category if  represents:


- 4 children
- 8 children
- 50 children
- 100 children


Pictogram Multiples




- These tables show the number of books borrowed from library during a week.
Draw a pictogram for each table.

Day	Number of books borrowed
Monday	20
Tuesday	48
Wednesday	32
Thursday	36
Friday	12

 stands for 4 books

- Draw another pictogram for the above table if  stands for 8 books.

Day	Number of books borrowed
Monday	75
Tuesday	300
Wednesday	225
Thursday	375
Friday	150

 stands for 50 books