



TalkforWriting™

**PLEASE
DONATE
TODAY!**



**GREAT
ORMOND
STREET
HOSPITAL
CHARITY**

A message from Talk for Writing

Dear Teacher/Parent/Carer,

Please donate to Great Ormond Street Hospital Children's Charity if you use these resources.

Welcome to the second batch of 8 home-schooling unit booklets produced by Talk for Writing. We are pleased you seemed to love the first batch. Now we want to raise money for this vital charity.

We think the best way to do this is for people to contribute on a voluntary basis:

- **£5 per year group unit**

Schools using or sending the link to a unit to their pupils

- **£2 per unit**

Parents using a unit with their child, if they can afford to do so

These are recommendations only. If you are able to donate more, please do!

DONATE HERE

www.justgiving.com/fundraising/talkforwriting

What is Talk for Writing?

- Thousands of schools in the UK, and beyond, follow the Talk for Writing approach to teaching and learning. If you're new to Talk for Writing, find out about it [here](#).
- If you sign up to our newsletter [here](#), you'll be the first to be informed of any new units, resources or training we are running.
- If you are a teacher, *Creating Storytellers and Writers* and *Talk for Writing Across the Curriculum* are the key texts you'll need to understand Talk for Writing. [Get them here](#).

We hope you find the units of use. Please do let us know your feedback via our Facebook page: www.facebook.com/pg/Talk4Writing/reviews/

With best wishes,

Pie Corbett,

Founder of Talk for Writing



TalkforWriting™

Year 1

Talk for Writing Home-school booklet

Pippety Skycap

A tale of mischief!

by Jane Ralphs

Hi! I'm
Pippety Skycap.
Welcome to
my world!



© Copyright of Jane Ralphs and Talk for Writing 2020.

Permissions: Sharing the web link / URL to where this booklet sits on the Talk for Writing website with colleagues and parents is encouraged, but no part of this publication should be re-uploaded elsewhere online, reproduced or altered without permission.

www.talk4writing.com



Dear Parent/Carer

Thank you for taking the time to support your child with their learning. This booklet is designed to inspire and support your child to develop skills and confidence in speaking, listening, reading and writing.

Through the world of Pippety Skycap, your child will be invited to explore a number of engaging, fun and purposeful activities. They are planned in a series of mini-activities so that learning is broken down into bite-size chunks.

Each activity is explained by Pippety Skycap and they are designed to be shared activities in which you will support your child with shared reading, discussion and writing. At the end of the booklet, please support your child to rate and comment on how they got on with learning through this booklet and please add your comments, too!

The activities in this booklet are:

- Story of Pippety Skycap, a mischievous pixie
 - Talk activity about the story
 - Other books to share
- Reading response activities
 - Who said what?
 - Quiz Time
- Exploring words together
- Design a warning poster
- Pixie Fact-files
- Poem – *In the pixie's pocket*
 - Read together
 - Riddles
 - Draw and Write
- Pippety's Treasure Hunt; write a recount
- Using recipe instructions to make Pippety's playdough
 - Exploring words to describe the playdough
- Measuring activity using pixie templates
 - Complete a table to show measurements
 - Writing sentences about the results

- Poem – *If I Had Wings* by Pie Corbett
 - Read, discuss and perform
 - Writing our own poem
 - Making a pixie paper plane



ENJOY!

Let's read our story now ...

You can listen to an audio version of the story here
<https://soundcloud.com/talkforwriting/pippety>

Pippety Skycap - A tale of mischief!

Once upon a time, there was a pixie called Pippety Skycap who lived in the corner cupboard in a room just like yours. Pippety loved to have fun and loved to giggle, but most of all he loved to play tricks.

One cloudy morning, he woke up feeling full of mischief. So, he put on his best blue jacket, squeezed into his spotty boots and set off to find some fun - hoppity skip, hoppity skip, hoppity skip.

Soon, he came to the old stone bridge where a grumpy troll was sleeping. "Now for some fun!" giggled Pippety and he pulled a soft feather from his pocket. Nearer and nearer he crept to the troll until he could tickle his warty nose with the feather. "A-A-A-CHOO!" The poor old troll woke up with a huge sneeze and tried to grab the tricky pixie. Luckily, Pippety was a tiny pixie, a teeny pixie and he slipped through the troll's fat fingers. Off he sped - hoppity skip, hoppity skip, hoppity skip.

Next, he came to a prickly bush where a ginger cat was watching the birds. "Now for some fun!" giggled Pippety and he snapped off a sharp thorn from the bush. Nearer and nearer he crept to the cat until he could prick her tail with the thorn. "OUCH! OUCH! OUCH!" The poor cat spun round with a yowl and a howl and swiped at the tricky pixie. Luckily, Pippety was a tiny pixie, a teeny pixie and he dodged the long, sharp claws. Off he sped, hoppity skip, hoppity skip, hoppity skip.

Soon, he came to riverbank where an old toad was dozing on a shiny lily pad. "Now for some fun!" giggled Pippety and he pulled a bright blue balloon from his pocket. Nearer and nearer he crept to the toad until he was right beside his ear. He blew and he blew and he blew until - BANG! "My poor ears!" croaked the toad and he wibbled and wobbled and finally fell into the river with a gigantic splash.

Unfortunately, Pippety had not seen that on the next lily pad was the King Toad. It looked at him with mean, beady eyes, flicked out an enormous tongue and covered him in a thick, sticky goo! "YUCK!" cried Pippety and he ran off, squishing and squelching and squelching and squishing all the way home. That evening, Pippety Skycap had a long, hot bath, snuggled up with a mug of hot chocolate and thought about his day. He remembered the sticky, oozy goo that had covered him head to foot and frowned. "I'll just have to be a *careful* tricky pixie tomorrow," he mumbled and settled down to plan some more mischief!

- ★ Talk together about the story.
- ★ Then fill in Pippety's sticky notes.

I liked ...

What parts
of the story
did you like
the most?



Did anything
about the
story
surprise you?







I was surprised by...

I was wondering ...

Do you
have any
questions?



Here are some other books about characters that love mischief just like me! You might like to read these too.



Read the story together again.
Can you remember who said what?

Now for
some fun!



OUCH!
OUCH!
OUCH!

My poor
ears!

I'll just have to
be a *careful*
tricky pixie
tomorrow.

A-A-ACHOO!

YUCK!



Quiz Time

The special challenge is to see if you can answer in sentences.

1. Where does Pippety Skycap live?

Pippety Skycap lives ...

2. What does Pippety love to do?

3. What is his favourite thing to do?


4. What happened to the troll?

5. What happened to the cat?

6. What happened to the old toad?

7. What did the King Toad do to Pippety?

8. Do you think Pippety will be a good pixie from now on? How do you know?



Here are some words from the story – share them with a helper and talk about what they mean.

What action could you do for 'soft'?

How many sounds can you hear in the word?

soft

Something that is soft feels nice to touch. It is not rough or hard.

Can you think of four things that are soft?

What action could you do for 'sharp'?

How many sounds can you hear in the word?

sharp

Something that is sharp usually has a pointy end and can cut or make holes in things easily.

Can you think of four things that are sharp?

What action could you do for 'shiny'?

How many sounds can you hear in the word?

shiny

Something that is shiny is very bright. You can see your face in a shiny surface.

Can you think of four things that are shiny?

Can you design a poster that would warn everyone to watch out for Pippety's tricks? Remember to:

- ★ draw Pippety so that everyone will know what he looks like
- ★ describe some of the tricks he likes to play
- ★ tell everyone what they should do if they see Pippety
- ★ offer a reward.

WATCH OUT!

PIXIE FACTFILE



Name: Pippety Skycap

Age: 103 pixie years

Address: The Blue Box
The Corner Cupboard
Y.O.U.R. Home
PIXIE

Favourite things


- colourful wool or string
- blue buttons
- shiny coins
- bright green leaves

Can you find a box
and fill it with
things you think I
would like?



I found:

MY PIXIE FACTFILE




Name:

Age:

Address:

Favourite things

-
-
-
-





I love collecting things in
my pocket. Read my
poem and find out what
is in there today.

In the pixie's pocket I found ...

A drop of morning dew.

Three hairs from a rabbit's tail.

A cup of sunbeams.

Two peppermint creams.

Four strawberry toffees.

A blue balloon.

An old whoopee cushion.

Six wriggling worms.

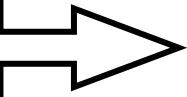
An invisible coin from the Wizard Bank.

The curly tip of a rat's whisker.

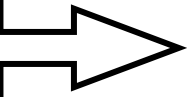
Now that you have read the poem, can you solve my riddles?



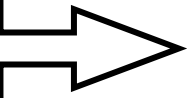
You can only find me glistening when you first wake up. What am I?



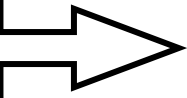
If you sit on me, I will make a rude noise! What am I?



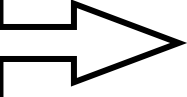
I'm usually underground in the garden. What am I?



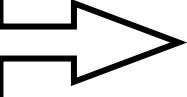
I am chewy and fruity. What am I?




I can buy things if you can find me! What am I?



I popped up in the story of Pippety Skycap. What am I?



I wonder what
you would find in
a giant's pocket.
Can you draw it?












In the giant's pocket I found ...

The Blue Box
The Corner Cupboard
Y.O.U.R. Home
PIXIE

Dear Friend

Yesterday afternoon, I was sitting in my garden enjoying the sunshine when, suddenly, a big black cloud came over and it started to rain. Guess what? The next moment, a beautiful rainbow appeared in the sky. It was gorgeous! All those fabulous colours! I was so disappointed when it began to disappear, but then I had an idea. Could you make a rainbow memory for me by collecting something for each colour (like wool, grass, a piece of paper, a bottle top) and sticking them on to a piece of card? You will need to find something for these seven colours:

- | | |
|---|--------|
|  | red |
|  | orange |
|  | yellow |
|  | green |
|  | blue |
|  | indigo |
|  | violet |





Hope you had fun on your rainbow treasure hunt. Can you write about the things you found?

Today, I went on a rainbow treasure hunt.

First, I found _____

Next, I found _____

After that, I found _____

Then, I found _____

Next, I found _____

Then, I found _____

Finally, I found _____

I had a great time!

I love playing with playdough, but it has to be blue and sparkly. Have a go at making my playdough.



Sparkly Playdough Recipe

Have you ever been bored at home? Do you like squidgy, squashy things? Then follow these instructions and your day will be filled with fun.

What you need

- A mixing bowl
- 2 cups of plain flour
- $\frac{1}{2}$ cup of salt
- 2 tablespoons of cream of tartar
- 2 tablespoons of baby oil (It makes it smell great!)
- 1-1 $\frac{1}{2}$ cups of boiling water **(YOU NEED AN ADULT FOR THIS)**
- A wooden spoon
- A few drops of gel blue food colouring
- A few drops of glycerine
- 1 cup of glitter

What you do

First, mix the flour, salt, cream of tartar and baby oil in the mixing bowl.

Next, ask an adult to add the boiling water.

After that, keep stirring the mixture until it makes a sticky dough.

Then, add the glycerine and blue food colouring.





Next, let the dough cool down and then knead it until all the stickiness has gone.

Finally, add the glitter and knead it well to mix it into the dough.

Now, get rolling and squeezing into your very own playdough shapes!




Take a picture of your playdough and stick it on this page. Can you fill in my clouds with words to describe your playdough?









I'm a very nosy pixie and I'd like to find out about your family. Can you use my pixie shapes to measure people in your family?





So, what did you find out?
Can you fill in my table
and then use the words
to write some sentences?

Name	How many pixies?





This is one of my favourite poems written by
Pie Corbett.
Enjoy reading it with a
helper, then try a
performance!

If I Had Wings

If I had wings, I would touch
the frail fingertips of clouds.

If I had wings, I would taste
a chunk of the sun, as hot as peppered curry.

If I had wings, I would listen
to the cloud's soft breath.

If I had wings I would smell
the scent of raindrops.

If I had wings, I would gaze
at the people who cling to the earth's crust.

If I had wings, I would dream
of swimming the deserts
And walking the seas.



Of course, I'm lucky because I already have wings! What would you do if you had wings?

If I Had Wings

If I had wings, I would touch

If I had wings, I would taste

If I had wings, I would listen

If I had wings, I would smell

If I had wings, I would gaze

If I had wings, I would dream


Oh dear! I'm not a happy pixie! Last night, I went out flying in the rain and my wings got wet. So, I cannot fly for a while.

Can you make a pixie paper plane? Nice and colourful please!



Try following the step by step film here:

<https://www.wikihow.com/Make-a-Simple-Paper-Airplane>



I hope you had a great time learning with me. Don't forget to write a message on the next page.





So, how did you get on? Draw a circle round one of the faces.



The activities I liked best were _____

My helper thinks:

© Jane Ralphs for Talk for Writing

Jane Ralphs works with Talk for Writing to help schools develop the approach.

Edited and designed by Julia Strong

Prepared for online distribution by Nick Batty

Thanks to Jon Ralphs for the cartoons: jonralphs.com

To find out more about Talk for Writing, visit www.talk4writing.com.

Sharing this resource and copyright information

This resource is subject to copyright. All materials herein, texts and supporting resources are copyright to Jane Ralphs & Talk for Writing. They are to be used to support children/staff/parents in home and school learning only and are not for commercial gain. Sharing the web link/URL to where this booklet sits on the Talk for Writing website with colleagues and parents is encouraged, but no part of this publication should be re-uploaded elsewhere online, reproduced or altered without permission.

