



# Year 1 Home Learning Ideas 08.06.20


## RE: Reconciliation: Being Sorry

Using your Bible, read the story of Zacchaeus or watch this video: [https://www.youtube.com/watch?time\\_continue=60&v=B7oxlpkNjd8&feature=emb\\_logo](https://www.youtube.com/watch?time_continue=60&v=B7oxlpkNjd8&feature=emb_logo)

When we are sorry for doing something wrong, we must show that we mean it.

- What did Zacchaeus do that showed how sorry he was for what he had done wrong?
- Think about things you could do to show you are really sorry for mistakes you've made.

TASK: Draw a picture of Zacchaeus.



## Science: To observe seasonal changes: Shadows



Human Sundial Science Experiment

Watch this video: [https://www.youtube.com/watch?time\\_continue=7&v=lvmkvei8DI0&feature=emb\\_logo](https://www.youtube.com/watch?time_continue=7&v=lvmkvei8DI0&feature=emb_logo)

On a sunny day, pick a tall object in the garden, such as a post or climbing frame. Alternatively, you can stand in the same spot at each hour. (You may want to set an alarm to remind you). Each hour draw around the shadow with chalk if you can or take a photograph and ask an adult to help you measure the shadow.


Think about what happens to the shadow over the course of a day.

## Maths: This week we will begin some work on multiplication

- Count in 2s
- Count in 5s
- Count in 10s
- Add equal groups

Things to try when counting in 2s, 5s or 10s:

- Count forwards and backwards
- Start from different numbers e.g. count backwards in 2s from 20; count forwards in 5s from 25
- Search for "skip counting" videos on YouTube. Find ones you like to sing along to.



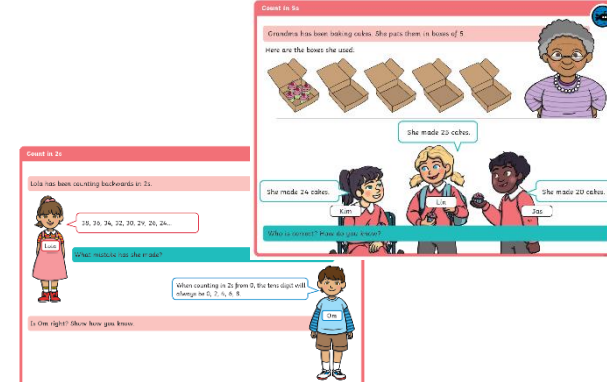
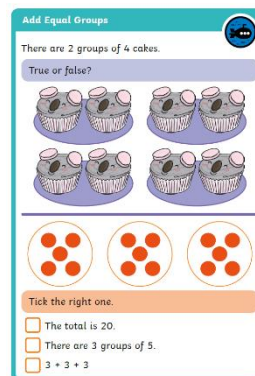
Watch the BBC Bitesize Daily Maths Lessons:

<https://www.bbc.co.uk/bitesize/taqs/zipqap3/year-1-and-p2-lessons/1>

View the White Rose Maths Home Learning website:

<https://whiterosemaths.com/homelearning/year-1/>

Watch the 5 videos which teach key concepts. Worksheets to support these will be uploaded to our school website on Monday.



If it is not possible for you to print these, please talk through the questions and answer verbally with your parent.


**English:**

**Writing:**

Writing sentences using full stops, capital letters and joining words correctly:

- Research and write a non-chronological report.

Choose something that you are interested in researching. E.g an animal, a place or a thing (aeroplanes).



- Write a postcard (this could be linked to your Geography lesson about South America. Imagine you've been to the carnival in Rio De Janeiro. Write a postcard explaining what it was like.

**Phonics & Spelling:** Please watch the phonics lessons (link below)  
From 1st June RWI are streaming all phonics lessons from 9.30 am:

There are also some new daily films:

- Read longer words
- Read Red Words 1
- Read Red Words 2

[https://www.youtube.com/channel/UCo7fbLqY2oA\\_cFClq9GdxtQ](https://www.youtube.com/channel/UCo7fbLqY2oA_cFClq9GdxtQ)

**Geography:** Investigate places



Find out key facts about South America.  
Which countries make up South America?  
Can you find them on a map?

Use this BBC bitesize lesson to help you:

<https://www.bbc.co.uk/bitesize/articles/z6h2mfr>

Find out about Brazil and its amazing capital city Rio De Janeiro.  
Each year they host a famous carnival. Find out more here:

<https://www.bbc.co.uk/programmes/p081ttb6>

Design your own carnival headdress for the Rio de Janeiro carnival. Get some paper and some colourful pencils, pens or crayons and draw your headdress or, if you have some craft materials, why not make one?



**Reading:**

Continue to read regularly. If you have access to the internet, Oxford Owl has free eBooks for your child to access that match their reading abilities: <https://www.oxfordowl.co.uk/for-home/find-a-book/library-page/>

If you don't have access to the internet, continue to practise daily speed sounds and "Fred Talk" the words that were sent home in your packs. Remember to read regularly any books that you have at home.