




Year 1 Home Learning Ideas 22.06.20

RE: Neighbours: Recognise that we are all neighbours.

Who is your neighbour?

TASK: Draw a picture of your neighbour and what makes them a neighbour.



We often think of our neighbours as the people who live next door. Today, we're going to explore the idea that "neighbours" are people all around us and they are spread right across the world.

Read the story of Marie-Dorianne from the Neighbours RE Home Learning Document that can be found on our school website.

Science: To observe seasonal changes: Colours of Summer

Write a list of all the things that you might see during summer. Go for a walk and observe signs of summer. Focus on summer colours and conduct a colour hunt.



Maths: This week we will work on place value and numbers to 100

- Counting to 100
- Partitioning numbers
- Comparing numbers

Watch the BBC Bitesize Daily Maths Lessons:

<https://www.bbc.co.uk/bitesize/tags/zjpaq3/year-1-and-p2-lessons/1>

View the White Rose Maths Home Learning website:

<https://whiterosemaths.com/homelearning/year-1/>

Watch the 5 videos which teach key concepts.

Worksheets to support these will be uploaded to our school website.

Messy Hundred Squares

The hundred square has been cut into four parts. Can you say which numbers are hidden by the mud? Explain how you know.

1	2	3	4	5
11	12	13	14	15
21	22	23	24	25
31	32	33	34	35
41	42	43	44	45

56	57	58	59	60
66	67	68	69	70
76	77	78	79	80

6	7	8	9	10
16	17	18	19	20
26	27	28	29	30
36	37	38	39	40
46	47	48	49	50

Connect the Numbers

The teacher writes a number on the board. She asks the children to read the number aloud.

61

Comparing Numbers

Adam and Rani are looking at a number line.

65 will be on this number line. It will be halfway along.

The number that is halfway along is 55.

Counting Backwards

Which numbers are missing from these sequences?

50, 49, , 47

85, 84, 83, ,

69, , 67,

91, , 89, , 87

More Comparing Numbers

Put the correct words in the middle to compare these numbers.

is greater than is less than is equal to

sixty-six 33

Can you use apparatus to make your own number sentence and use 'greater than', 'less than' and 'equal to' to compare them?

If it is not possible for you to print these, please talk through the questions and answer verbally with your parent.

English:

Writing:

Learn how to write questions correctly. Follow this lesson on BBC Bitesize: <https://www.bbc.co.uk/bitesize/articles/zpshjsg>

- Write six questions. Once you've written your questions you can ask people in your house to see if they know the answer.
- The questions can all be about anything. It might be something you've learnt recently or something you want to learn.
- Make sure you use capital letters and question marks.
- Try and start each question with a different word (Who, What, Why, When, Where).


- *Penpals:* This activity has proved popular in the past. Write a letter to your friend and you may like to include some questions. Send me a photograph of it and I'll forward it to your friend. Hopefully they will send a reply and answer your questions.

Phonics & Spelling:

Please continue to watch the RWI YouTube phonics lessons. There are also some new daily films for word reading. https://www.youtube.com/channel/UCo7fbLqY2oA_cFCIq9GdxtQ

Reading:

Fancy something different this week? Do you like stories about beasts? Listen to the story here: <https://www.youtube.com/watch?v=jMUHqVyJ5yk>



You'll find a follow up task on our school website for you to enjoy.

Remember to keep reading and if you don't have access to the internet, continue to practise daily speed sounds and "Fred Talk" words.

Geography: Investigate places



Africa is often confused as a country but it is actually a continent.
Which countries make up Africa?
Can you find them on a map?

Find ways to try and remember the names of the African countries.



TASK: How many African countries can you recall?

- Set a timer for 1 minute.
- Count how many countries you can remember. Write down your score.
- Look at a map of Africa and identify ones that you missed. Set the timer again and try to beat your score.

Use this BBC bitesize lesson to help you: <https://www.bbc.co.uk/bitesize/articles/z4k6hbk>

Art: African Animal Sunset Art

This is an excellent art activity which teaches many different art skills such as colour mixing and producing silhouettes whilst learning about African animals.



Guidance about how to colour mix paints and African animal silhouettes to cut out are available on our website to help you.