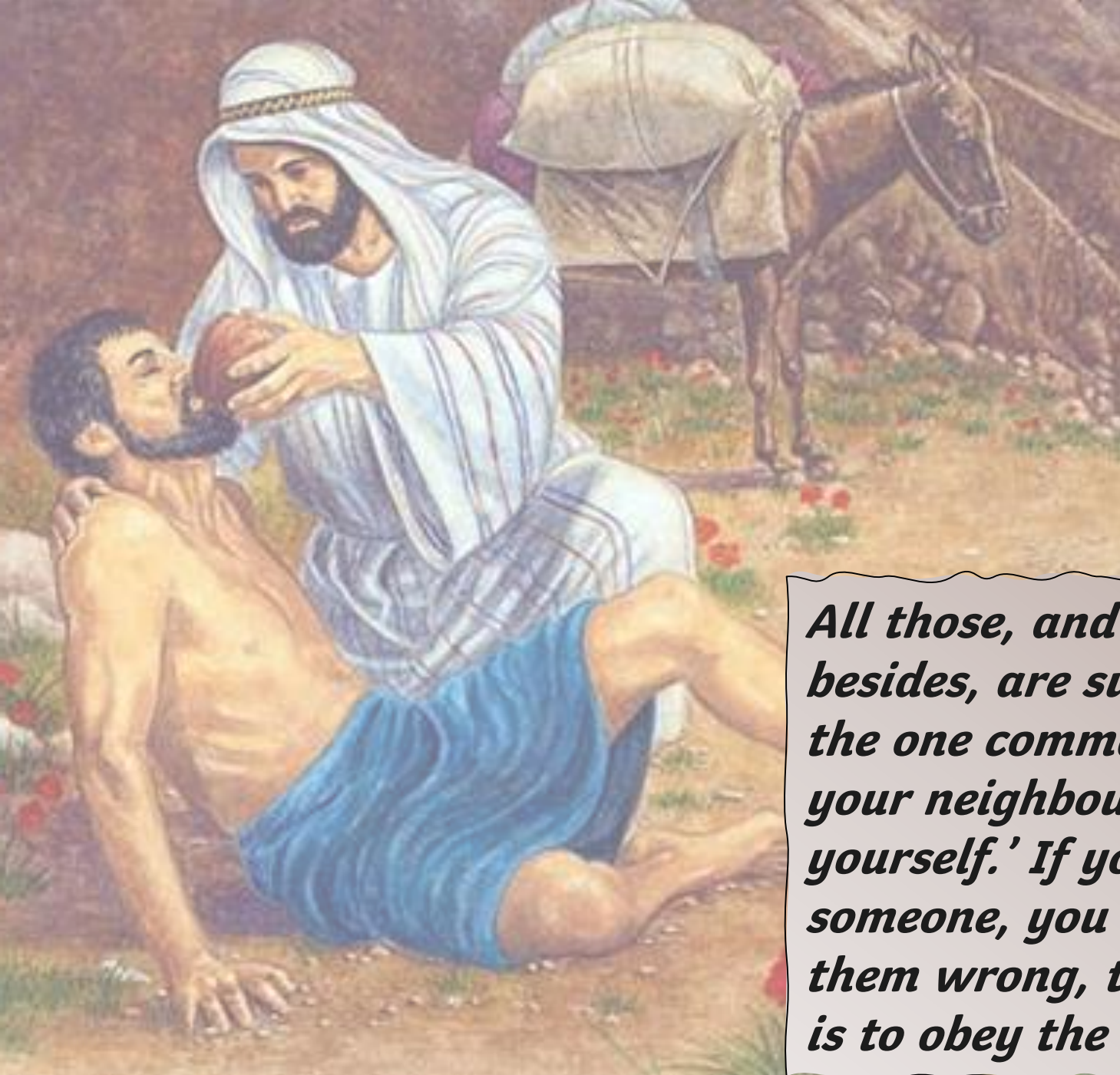


LOVE
thy neighbour,
as thyself

~Matthew 22:39

**Year 1
Neighbours**




Romans 13

All those, and other besides, are summed up in the one command, 'Love your neighbour as yourself.' If you love someone, you will never do them wrong, to love them is to obey the whole law.

Explore

Neighbours all around

CAFOD
Just one world



Learning Intention: Recognise that we are all neighbours.

Who is your neighbour?

Think about someone that you know who you think of as a neighbour.

TASK: Draw a picture of your neighbour and what makes them a neighbour.

Explore

Neighbours all around



We often think of our neighbours as the people who live next door. Today, we're going to explore the idea that "neighbours" are people all around us and they are spread right across the world.

TASK: Read the story of Marie-Dorianne on the next slides and answer the questions at the end.



Hi!

My **name** is
Marie-Doriane.

I am your
neighbour.




I am 8.

I live in a **village**
called **Gasabo**,
in **Rwanda**.

Rwanda is
in **Africa**.





I have a **big family!**
There are **8** of us!

CAFOD helped
us to have our
own house.

My **dad** was **killed.**
It makes me **sad**
to **think of him.**



This is my **mum**
Liberate.

She **works really**
hard in the **fields.**

She **sells** the **crops**
she **grows** to have
money to buy **food**
and to pay for me
to go to **school.**



Our **mum** helps
make our **home**
happy.

She **shares her**
love, her **time**
and her **care**
with **us all**.

We have **lots of fun**.





This is
my big sister
Marie-Claire
dancing!

She is **13**. She **helps**
my mum **clean the**
house.

She loves **school.**

We **love** to **play**
with our **friends**.

This is my sister
Marie-Louise.
She is **10**.

She is **playing** a
clapping game.

Do **you know** any
clapping games?





This is our **lunch**.
It is made from
onions, **tomatoes**,
potatoes and
green vegetables.

Yummy!

What's **your**
favourite lunch?



I **hope** you **enjoyed**
reading my **story**.

We live **far**
apart but we
are **neighbours**.

We all **belong** to
one world and
one family.

Why is Marie-Dorianne your neighbour?



TASK:

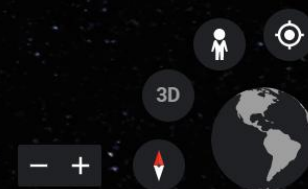
Answer these questions:

- Where does Marie-Dorianne live?
- How old is she?
- How is Marie-Dorianne like you?
- Marie-Dorianne is not your next-door neighbour; she isn't a neighbour in your class; she isn't a neighbour in your school. Why do you think Marie-Dorianne is your neighbour?

Rwanda

TASK:

Before you begin your first liturgy, use Google Earth to find Rwanda and Marie-Dorianne's village Gasabo. Using the ruler tool, find out how far away Gasabo is.



Camera: 22,252 km 0°00'00"N 0°00'00"W

Reveal

Give thanks to God for neighbours everywhere.

Use the liturgy on the following slides to help you thank God for our wonderful neighbours around the world.

CAFOD
Just one world



Maria from Colombia



Benita from Rwanda



Ruen from Cambodia



Dawit from Ethiopia



Walter from El Salvador

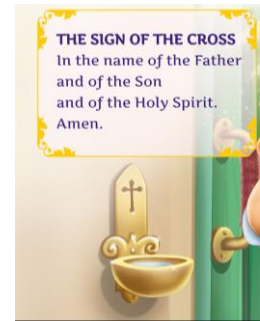


Aidan from the UK

Liturgy

Gather

Set up a prayer area and choose what to place on it to help you focus on your liturgy. Make a sign of the cross and then talk about the “Big Question.”



Suggestions for your prayer focus area:

- Find a nice piece of cloth or tea towel to lay over a small box
- A cross or a religious statue
- A Bible open at Psalm 18
- A globe
- Light an LED candle
- Play some gentle background music

THE BIG QUESTION:

What makes our world so wonderful?

The Word

Ask an adult to read today's reading.



A Reading from the Book of Psalms

The sky above tells how wonderful God is. Every day it is there for us to see.

Every morning the golden sun appears, shining on everyone, bringing light and warmth to all.

Spreading the message of God's love all over the world, to neighbours here, neighbours there, neighbours everywhere.

The Gospel of the Lord

Praise to you Lord Jesus Christ.

Respond

In our reading we heard that there are neighbours everywhere.


Would you like to meet some of our neighbours around the world?

Use the following slides to help you.



Neighbours around our world





We live in the
**Democratic
Republic of Congo.**

It is a **country**
in **Africa.**



We are neighbours.



This is **Benita**.

She lives in
Rwanda, in **Africa**.

She is **chatting**
on the **phone**.

Do you like talking on the phone?



**Walter lives in
El Salvador.**

**He is doing
homework.**

What do you think he is learning about?



This is Aidan.
He is 6.
He lives in the UK.

Aidan likes learning about neighbours near and far.

**Reun lives in
Cambodia.**

**It is a country
in Asia.**

He is thinking.

**Maybe he is
thinking about
neighbours
around the world,
just like you!**





Some neighbours
live close to us.

Some neighbours
live far away,
like the children
you have learnt
about today.



Go Forth

Sing “He’s Got the Whole World in His Hands”

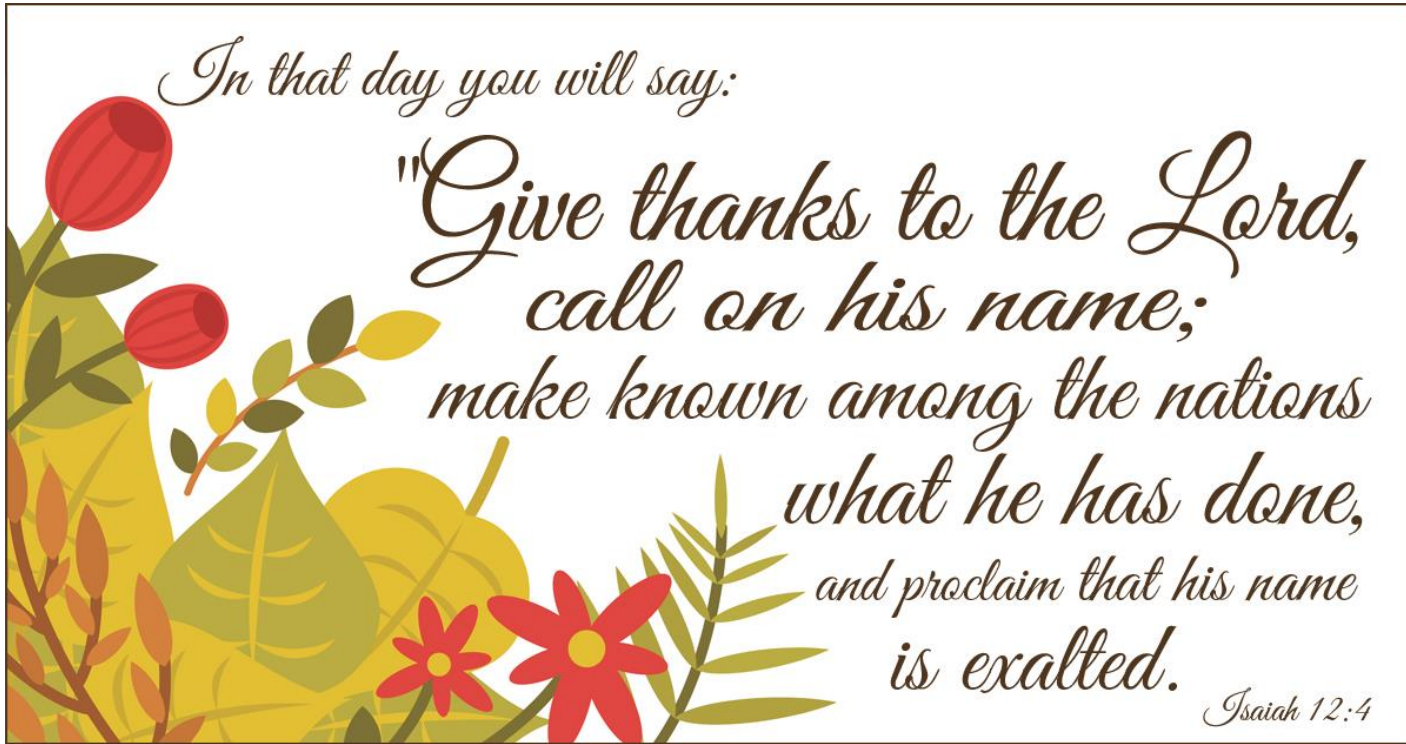
<https://www.youtube.com/watch?v=kDBJNQiugnM>



**Tell someone
at home about
the neighbours
around the world
you have met today.**

Reveal

To tell of God's greatness all over the world.



In today's scripture, Isaiah advises us to praise God and give thanks for all He has done. He instructs us to go out and help our neighbours to do the same.

- How do we praise God and give Him thanks?
- How do you think the people felt when they heard what Isaiah had to say?
- Talk about how we can share these ideas with our neighbours.

Reveal

To tell of God's greatness all over the world.



TASK: On a template of the world, write one thing that is great about God. Share your poster with your teacher and she'll share it with your class.

Reveal

Jesus taught his friends to be good neighbours.

The Good Samaritan



Using your Bible read the story of The Good Samaritan. Alternatively, watch this video:

<https://www.youtube.com/watch?v=3Se1IOMON1w>

TASK: Colour the picture of the Good Samaritan and think about the questions on the next slide.

Reveal

Jesus taught his friends to be good neighbours.

The Good Samaritan



Jesus asked his disciples – “Which of the three was a neighbour to the man?”

- How would you answer Jesus’ question?
- How do you think the injured man felt when the first two men walked away?
- What did the injured man need?
- Why was it strange that a Samaritan helped?
- Think of a time when you have helped someone.

TASK: Using the pictures on the next slide to help you, retell the story of the Good Samaritan.

The Good Samaritan

Can you write a short description of what happens at each stage of the story?





Reveal

How to be a global neighbour

Jesus asked us to share and care for our neighbours around the world.

How can we do this?

First we need to think about why some of our neighbours need our help.

Look at the following slides and ask the question:



**Water from
a dirty spring**





Clean water
from a tap



Collecting water





**Water to
wash with**



**Water to
grow plants**





Fair or unfair?





**Eating a
whole cake**



**A family
eating lunch**



Sharing a cake



**Fair or
unfair?**



Reveal

How to be a global neighbour

- How does it make you feel when you saw our neighbours drinking dirty water or having to carry the water they need on their heads?
- What can we do to make it fair?
- You have enough food to eat and water to drink, but some people do not have this. What can you do about it?




Reveal

To discover new ways of helping our neighbours.



FAIRTRADE
FOUNDATION

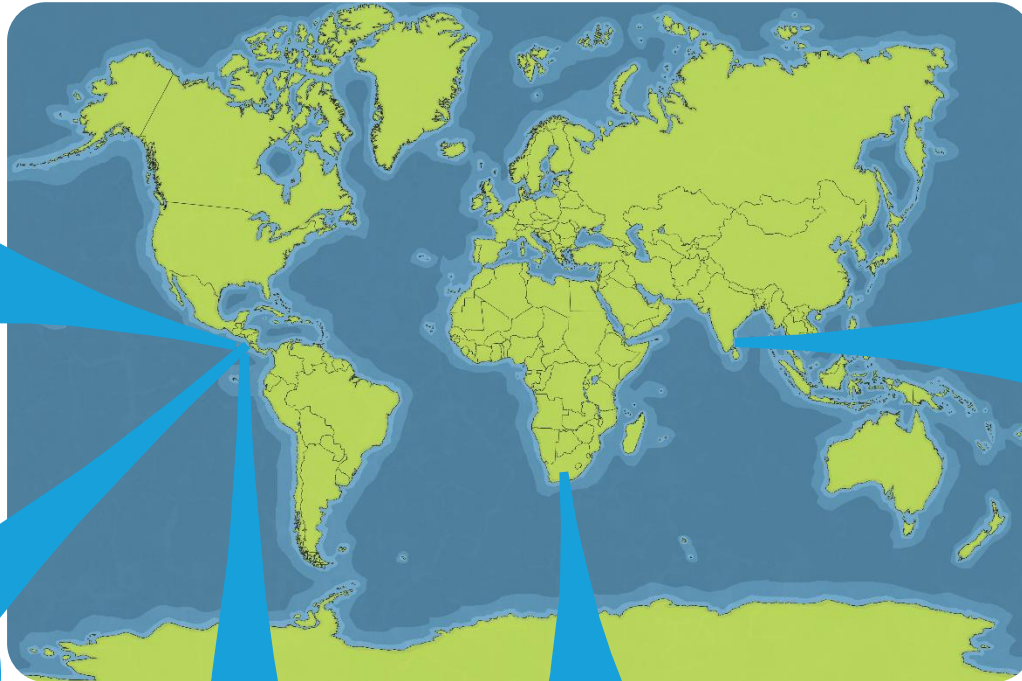
The Fairtrade Foundation has been set up to help our neighbours around the world.
Find out more about their work on the next slides.



Before you finish
eating breakfast
this morning,
you've depended on
more than half
the world.

-Martin Luther King Jr.

My International Breakfast Table



Costa Rica



bananas

India



cotton

Guatemala



coffee

Belize



sugar

South Africa



sultanas

Growing and Making

People all over the world earn their living by growing food or making things to sell.



Shipping

Their food and products are shipped to other parts of the world and sold in shops.

Many products in our supermarkets are made from things imported from poor countries in Africa and Asia for example.



Selling

However, unless they are paid a fair price for what they have produced, they will not have enough money for food, schooling, medicine or clothing.



How Can Fair Trade Help?


Fair Trade is about paying a fair price for things that we buy. This helps to improve the lives of families all over the world.



Fair Trade helps over one million farmers and workers in 74 countries across the world!

Did
you
know?

Fairtrade Produce



How do you know if a product is Fairtrade?

The Fairtrade Logo



Only one in three bananas bought in the United Kingdom are Fairtrade.



How Does Fair Trade Help?

The great things about choosing to buy Fair Trade items:



Workers receive better prices for crops so people can live better lives.



Extra money goes into projects that help the local community such as bicycles to get to work or wells to provide water.

Workers have better working conditions.





**CHOOSE FROM THE GROWING
RANGE OF FAIRTRADE PRODUCTS**

**CHANGE
TODAY
CHOOSE
FAIRTRADE**

www.fairtrade.org.uk



TASK: Next time you are shopping, look for the Fairtrade symbol on the products that you buy.

Reveal

How to be a global neighbour



Compared to some of our global neighbours we have so much.
How could we share what we have with them?



TASK: Around the spaces provided, write what you could do to share what you have with our global neighbours.

Respond

End of Topic Liturgy

Remembering, celebrating and responding to neighbours all around;
everyone is a neighbour loved by God



Now that you have explored the ideas for this topic, spend some time thinking about the key things you want to remember.

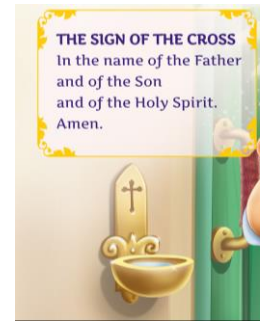
Listen to some quiet music and spend time recording what you found interesting and how you will be a good neighbour.

With your family, take part in a liturgy, using the resources on the following slides to help you.

Respond

Gather

Set up a prayer area and choose what to place on it to help you focus on your liturgy. Make a sign of the cross and then talk about the “Big Question.”



Suggestions for your prayer focus area:

- Find a nice piece of cloth or tea towel to lay over a small box
- A cross or a religious statue
- A Bible open at the story of the Good Samaritan
- Fairtrade products
- Light an LED candle
- Play some gentle background music

THE BIG QUESTION:

What makes our world so wonderful?

Respond

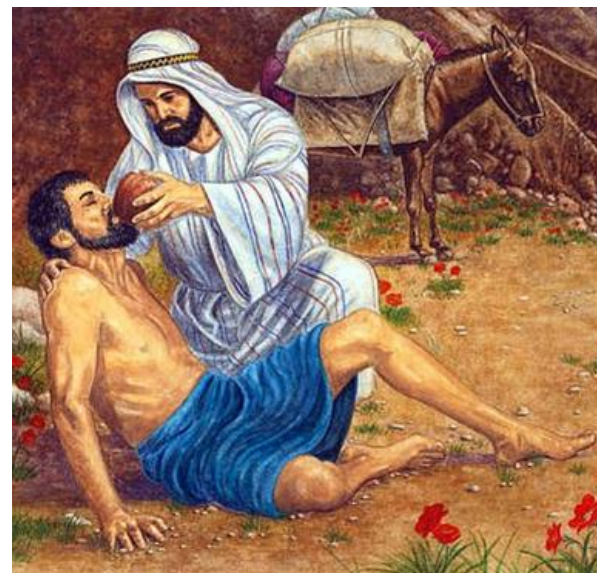
The Word

Ask an adult to read the story of the Good Samaritan from your Bible or watch a video of it online.

The Gospel according to St Luke



Glory to You Lord.



The Gospel of the Lord

Praise to you Lord Jesus Christ.

Respond

Respond

In our Gospel we heard how the Samaritan looked after his neighbour.

Is it ever hard look after your neighbour?

How can you be like the Samaritan in this story?



Liturgy

Go Forth

Sing “He’s Got the Whole World in His Hands”

<https://www.youtube.com/watch?v=kDBJNQiugnM>



Next time you are shopping, choose a product with a Fairtrade logo

