

Varied Fluency

Step 1: Describe Position

National Curriculum Objectives:

Mathematics Year 4: (4P3a) [Describe positions on a 2-D grid as coordinates in the first quadrant.](#)

Differentiation:

Developing Questions to support reading, writing and using simple coordinates in the first quadrant. Using up to 4 points, all points plotted on a 5 x 5 grid, using 1:1 scale.

Expected Questions to support reading, writing and using simple coordinates in the first quadrant. Using up to 6 points, all points plotted on a 10 x 10 grid, using 1:1 scale.

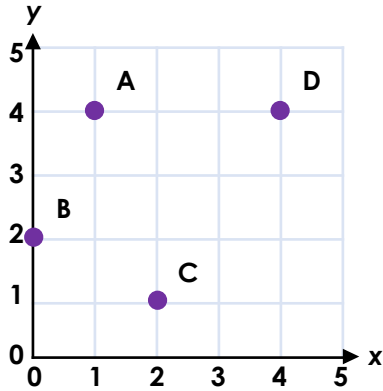
Greater Depth Questions to support reading, writing and using simple coordinates in the first quadrant. Using up to 6 points, all points plotted on a 10 x 10 grid, using varying scales with some points plotted between increments.

More [Year 4 Position and Direction](#) resources.

Did you like this resource? Don't forget to [review](#) it on our website.

Describe Position

1a. Are the coordinates of each point correct?



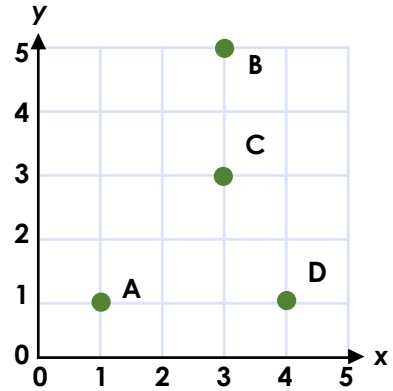
A = (4, 1) B = (0, 2)
C = (2, 1) D = (4, 3)



VF

Describe Position

1b. Are the coordinates of each point correct?



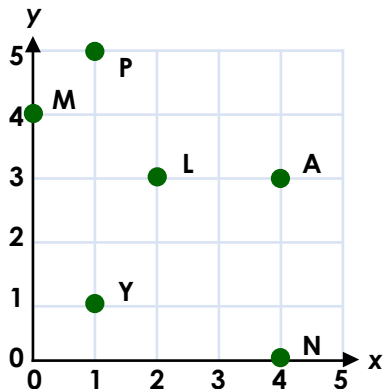
A = (1, 1) B = (5, 3)
C = (3, 4) D = (4, 1)



VF

2a. Find the coordinates in order. What word do the letters spell?

(0, 4) (4, 3) (4, 0) (1, 1)



VF

2b. Find the coordinates in order. What word do the letters spell?

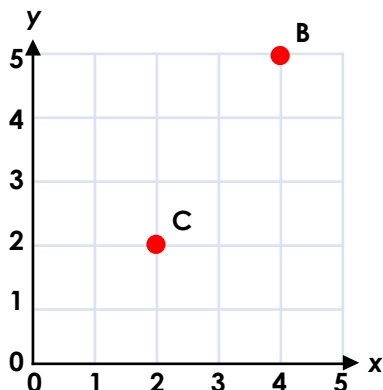
(4, 2) (2, 2) (4, 5) (1, 0)



VF

3a. Complete the coordinates below and plot any missing points on the grid.

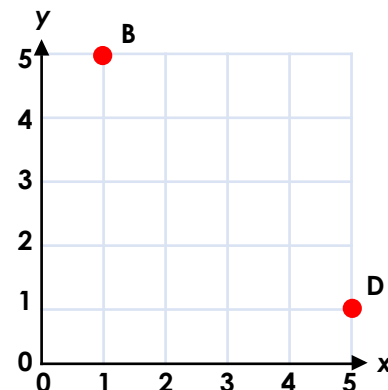
A = (1, 3) B = (,)
C = (,) D = (1, 4)



VF

3b. Complete the coordinates below and plot any missing points on the grid.

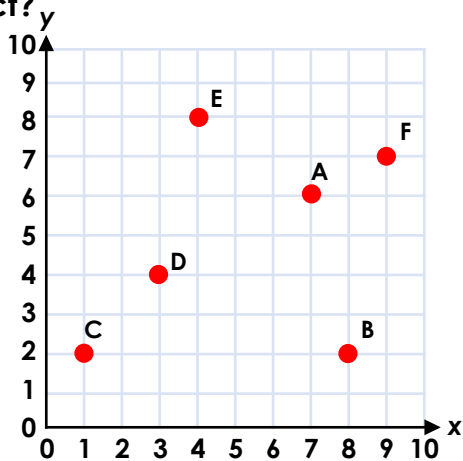
A = (5, 2) B = (,)
C = (3, 3) D = (,)



VF

Describe Position

4a. Are the coordinates of each point correct?



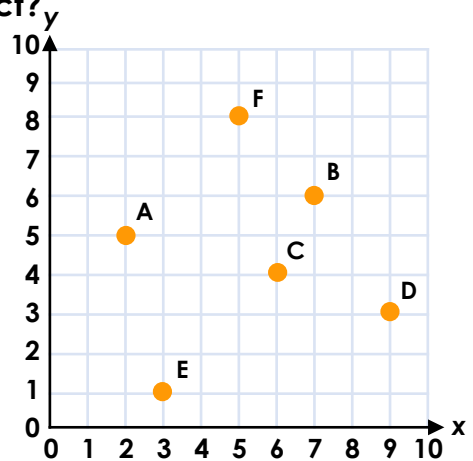
A = (6, 7) B = (8, 2) C = (2, 1)
D = (4, 3) E = (4, 8) F = (9, 6)



VF

Describe Position

4b. Are the coordinates of each point correct?



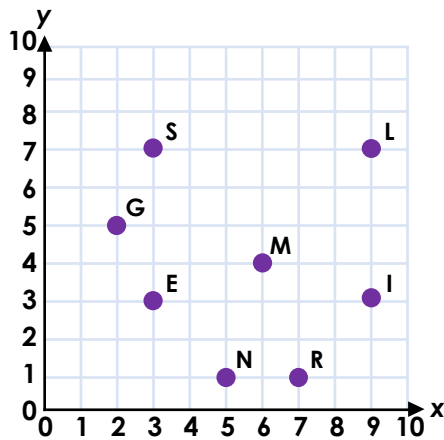
A = (2, 5) B = (7, 6) C = (4, 6)
D = (3, 9) E = (3, 0) F = (5, 8)



VF

5a. Find the coordinates in order. What word do the letters spell?

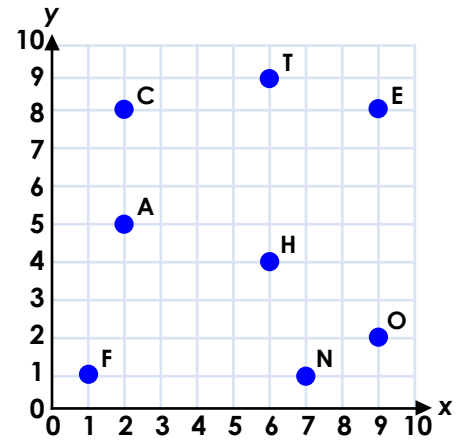
(7, 1) (3, 3) (9, 3) (2, 5) (5, 1)



VF

5b. Find the coordinates in order. What word do the letters spell?

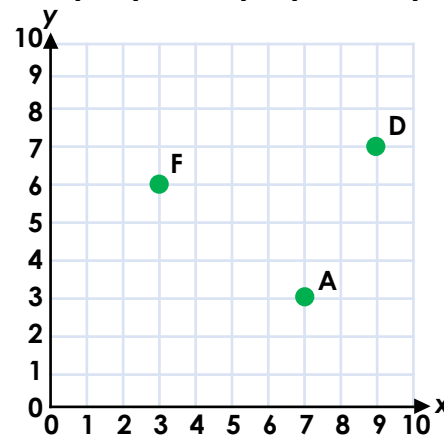
(9, 2) (1, 1) (6, 9) (9, 8) (7, 1)



VF

6a. Complete the coordinates below and plot any missing points on the grid.

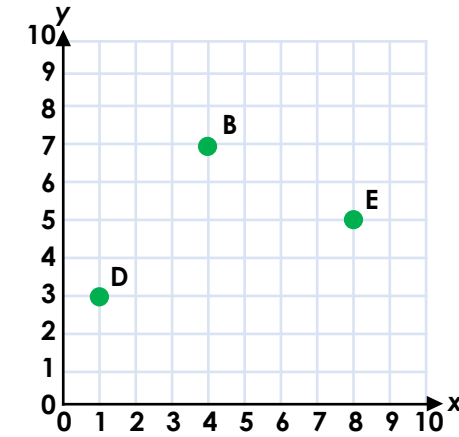
A = (,) B = (2, 9) C = (0, 5)
D = (,) E = (1, 4) F = (,)



VF

6b. Complete the coordinates below and plot any missing points on the grid.

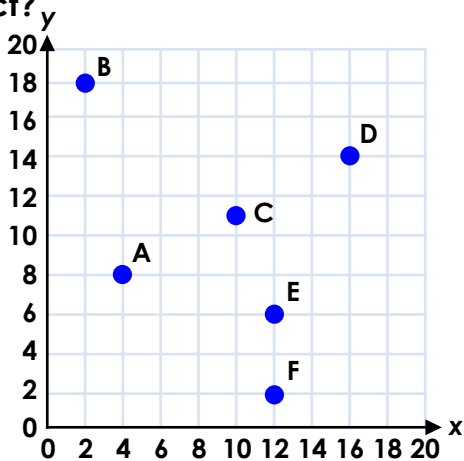
A = (5, 4) B = (,) C = (2, 7)
D = (,) E = (,) F = (9, 1)



VF

Describe Position

7a. Are the coordinates of each point correct?



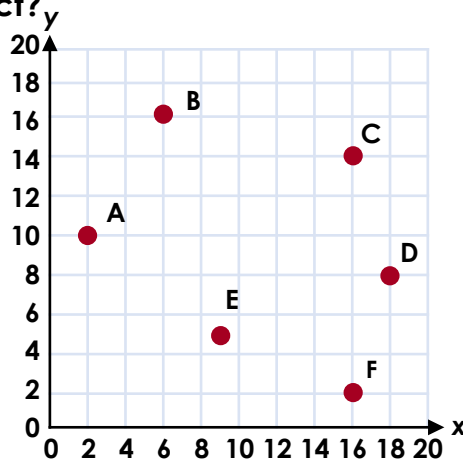
A = (8, 4) B = (2, 18) C = (10, 12)
D = (15, 15) E = (7, 12) F = (12, 2)



VF

Describe Position

7b. Are the coordinates of each point correct?



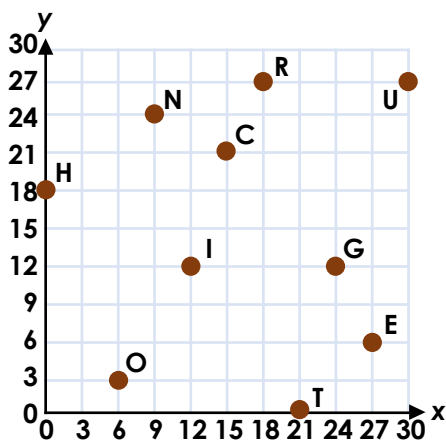
A = (2, 10) B = (6, 16) C = (16, 16)
D = (8, 18) E = (9, 6) F = (16, 2)



VF

8a. Find the coordinates in order. What word do the letters spell?

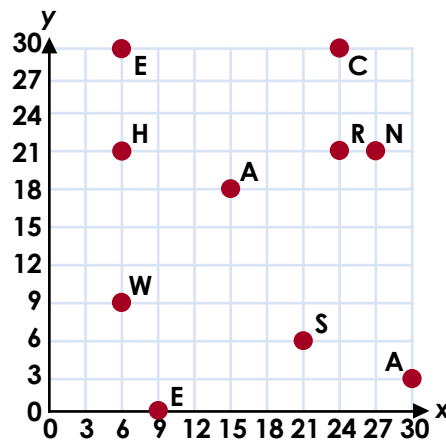
(27, 6) (9, 24) (6, 3) (30, 27) (24, 12) (0, 18)



VF

8b. Find the coordinates in order. What word do the letters spell?

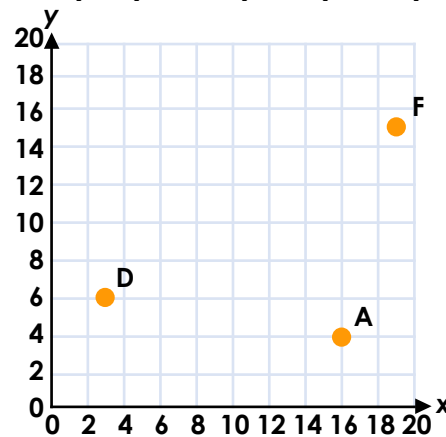
(30, 3) (27, 21) (21, 6) (6, 9) (6, 30) (24, 21)



VF

9a. Complete the coordinates below and plot any missing points on the grid.

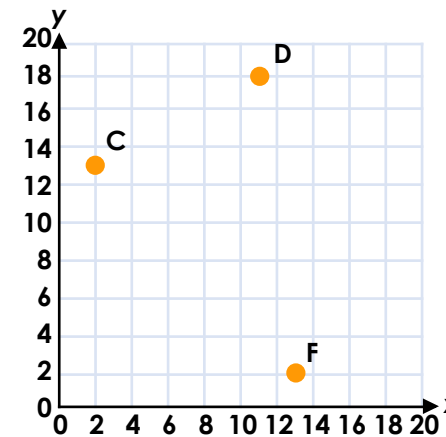
A = (,) B = (8, 13) C = (2, 19)
D = (,) E = (17, 16) F = (,)



VF

9b. Complete the coordinates below and plot any missing points on the grid.

A = (17, 14) B = (19, 5) C = (,)
D = (,) E = (3, 11) F = (,)

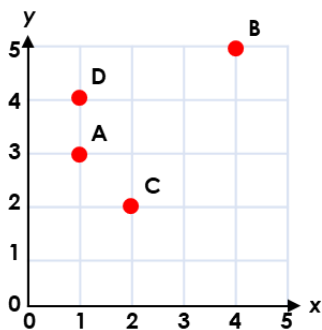


VF

Varied Fluency Describe Position

Developing

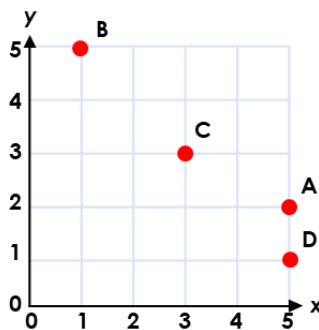
- 1a. B and C are correct. A = (1, 4);
D = (4, 4)
- 2a. These coordinates spell MANY.
- 3a. B = (4, 5) and C = (2, 2)
- The completed grid should look like this:



Varied Fluency Describe Position

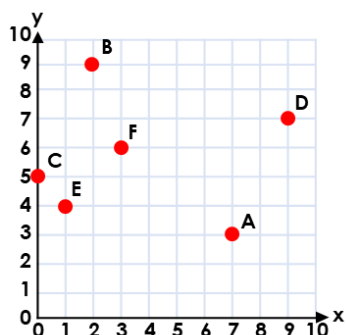
Developing

- 1b. A and D are correct. B = (3, 5);
C = (3, 3)
- 2b. These coordinates spell THEY.
- 3b. B = (1, 5) and D = (5, 1)
- The completed grid should look like this:



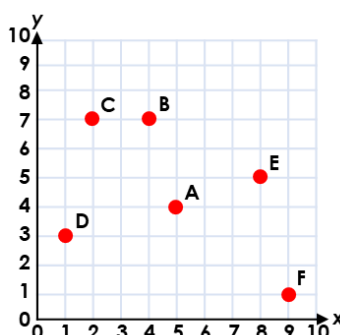
Expected

- 4a. B and E are correct. A = (7, 6);
C = (1, 2); D = (3, 4); F = (9, 7)
- 5a. These coordinates spell REIGN.
- 6a. A = (7, 3), D = (9, 7) and F = (3, 6)
- The completed grid should look like this:



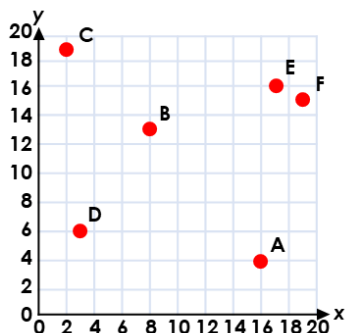
Expected

- 4b. A, B and F are correct. C = (6, 4);
D = (9, 3); E = (3, 1)
- 5b. These coordinate spell OFTEN.
- 6b. B = (4, 7), D = (1, 3) and E = (8, 5)
- The completed grid should look like this:



Greater Depth

- 7a. B and F are correct. A = (4, 8);
C = (10, 11); D = (16, 14); E = (12, 6)
- 8a. These coordinates spell ENOUGH.
- 9a. A = (16, 4), D = (3, 6) and F = (19, 15)
- The completed grid should look like this:



Greater Depth

- 7b. A, B and F are correct. C = (16, 14);
D = (18, 8); E = (9, 5)
- 8b. These coordinates spell ANSWER.
- 9b. C = (2, 13), D = (11, 18) and F = (13, 2)
- The completed grid should look like this:

