






# Year 5 Home Learning Tasks

<p style="text-align: center;"><b><u>Spellings</u></b></p> <p>famous dangerous enormous nervous humorous continuous serious obvious courageous smashing boiling faking peeling standing spoiling</p> <p>mystery crystal rhythm oxygen numerous various previous gorgeous outrageous slipping trotting dumping driving winning hopping</p>	<p style="text-align: center;"><b><u>Reading</u></b></p> <p><b>Read your book at least 4 times per week</b> Continuing to practise reading fluency and skills are essential:</p> <ul style="list-style-type: none"> <li>• Write reviews of the books or chapters of the books you read.</li> <li>• Visit your local library.</li> <li>• Listen to an audio book.</li> <li>• Share a book with an adult, taking it in turns to read a page.</li> <li>• Read to a younger child.</li> <li>• Research unknown words using the internet.</li> </ul> <p style="text-align: center;"><b><u>Writing</u></b></p> <p>Write an adventure story with a River setting. Think about Characters, problem , resolution and conclusion</p>	<p style="text-align: center;"><b><u>Maths</u></b></p> <p>Daily rock stars practise – can you be top of the leader board for Y5?</p>  <p>Practise telling the time – use analogue and digital. Can you convert</p> <p>Practise counting, adding, subtracting, multiplying and dividing with money.</p> <p>How much will the shopping items be in total?</p> <p>How much change will I get from a £10 note if I spend £ 6.70 at the café?</p>	<p style="text-align: center;"><b><u>RE</u></b></p>  <p>Make your own Lenten calendar showing how you will spend the forty days of Lent preparing for Easter.</p> <p>Retell the Easter Story – beginning with Palm Sunday and ending on Easter Sunday</p> <p>Design a religious Easter card depicting the Good News of the Risen Christ and giving reasons for your choice of words and symbols.</p>
<p style="text-align: center;"><b><u>Topic – Rivers: Vocabulary</u></b></p> <p>Find out the meaning of the following words in connection with rivers: Meander Source Tributary Ox bow lake Floodplain brackish plunge pool Mouth Rapids Estuary waterfall Evaporation Condensation</p>	<p style="text-align: center;"><b><u>Rivers Research</u></b></p> <p>How is a water fall formed? Where is the source of the River Tees? Where is the mouth of the River Tees? What is the famous waterfall located on the River Tees called?</p> <p>What is / was the River Tees used for?</p> <p>Create an information booklet about the River Tees.</p> <p>Name the 5 largest rivers in the world: give details about their location, size, uses and any native wildlife.</p> 	<p style="text-align: center;"><b><u>Science</u></b></p> <p>Investigate reversible and irreversible changes in food. What happens when you heat, or freeze these food substances:</p> <ul style="list-style-type: none"> <li>• Egg</li> <li>• Water</li> <li>• Chocolate</li> </ul> 	<p style="text-align: center;"><b><u>Art</u></b></p> <p>Make a miniature river basin?</p>  <p>Challenge: Can you construct a bridge? Use any materials you can find. Think carefully about the properties of the materials you use. Will your bridge take a load?</p> <p>Write an explanation text for the water cycle</p>

