





Identifying Hundredths

1. Each square is one whole. Colour in the fraction shown for each square.


$$\frac{35}{100}$$



$$\frac{87}{100}$$

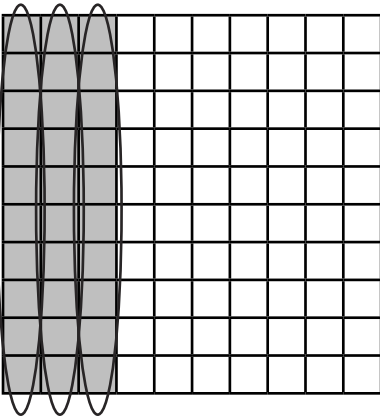


$$\frac{64}{100}$$




2. Each square is one whole. Colour in the fraction for each square. Then draw circles to show tenths and write how many tenths you have coloured.

$$\frac{30}{100}$$




$$\frac{3}{10}$$

$$\frac{60}{100}$$




$$\frac{1}{10}$$

$$\frac{50}{100}$$




$$\frac{1}{10}$$

$$\frac{80}{100}$$




$$\frac{1}{10}$$

$$\frac{40}{100}$$



$$\frac{1}{10}$$

$$\frac{70}{100}$$



$$\frac{1}{10}$$

3. Complete the following pairs of equivalent fractions. You could use Base ten blocks to help you.

a. $\frac{10}{100} = \frac{\quad}{10}$

c. $\frac{100}{100} = \frac{5}{10}$

b. $\frac{100}{100} = \frac{2}{10}$

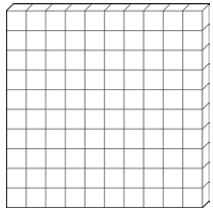
d. $\frac{100}{100} = \frac{9}{10}$

Can you explain how you worked them out?

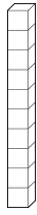


Identifying Hundredths

We can use base ten blocks to represent hundredths and tenths.



one whole

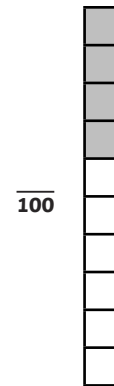
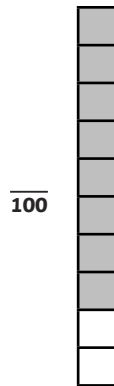
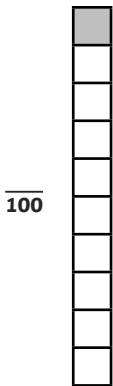
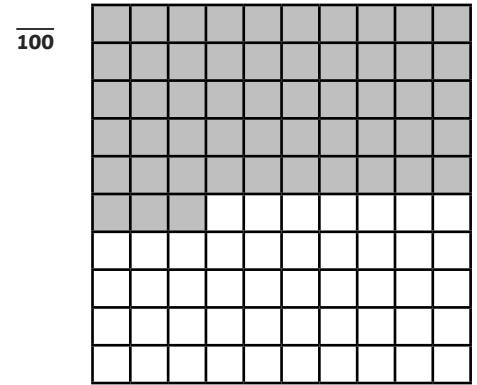
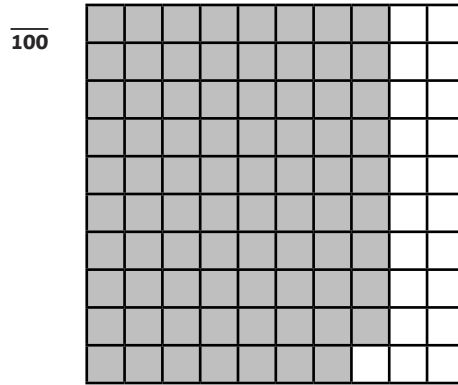



$\frac{1}{10}$



$\frac{1}{100}$

1. How many hundredths is represented by each picture?



2. Complete the following pairs of equivalent fractions. You could use a Hundredths and Tenths Grid to help you.

a. $\frac{20}{100} = \frac{\quad}{10}$

c. $\frac{100}{100} = \frac{7}{10}$

e. $\frac{100}{100} = \frac{9}{10}$

b. $\frac{100}{100} = \frac{5}{10}$

d. $\frac{30}{100} = \frac{\quad}{10}$


f. $\frac{60}{100} = \frac{\quad}{10}$

Can you explain how you worked them out?




Identifying Hundredths 2


On each grid, colour in the fraction below.




$$\frac{23}{100}$$




$$\frac{70}{100}$$




$$\frac{14}{100}$$




$$\frac{56}{100}$$




$$\frac{20}{100}$$




$$\frac{90}{100}$$




$$\frac{11}{100}$$




$$\frac{50}{100}$$




$$\frac{84}{100}$$



$$\frac{10}{100}$$



$$\frac{30}{100}$$



$$\frac{31}{100}$$

Which of the fractions can be written as tenths?


Can you explain how you know which fractions can be written as tenths and hundredths?



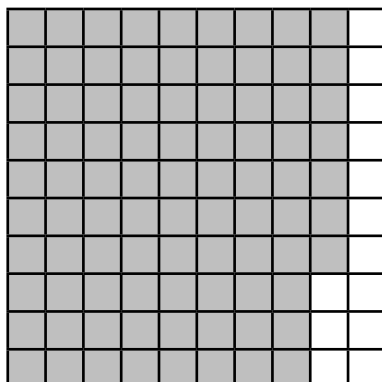
Identifying Hundredths Answers

1. Each square is one whole. Colour in the fraction shown for each square. **The correct fraction should be coloured in. Examples of correct answers are shown below:**


$$\frac{35}{100}$$



$$\frac{87}{100}$$

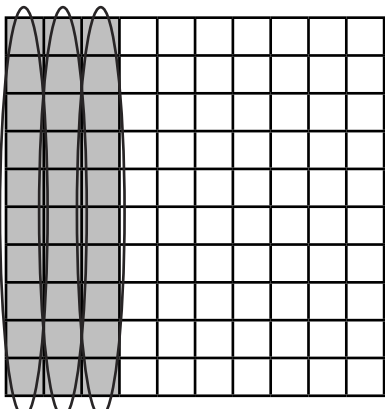


$$\frac{64}{100}$$



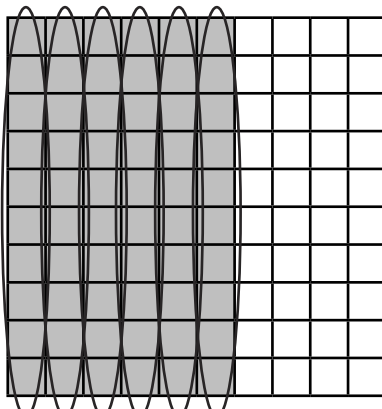
2. Each square is one whole. Colour in the fraction for each square. Then draw circles to show tenths and write how many tenths you have coloured.

$$\frac{30}{100}$$



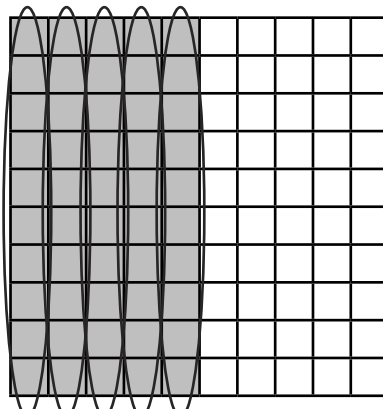
$$\frac{3}{10}$$

$$\frac{60}{100}$$



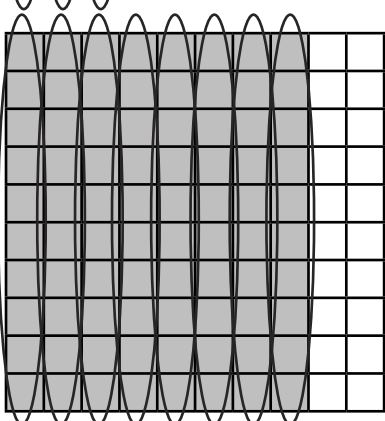
$$\frac{6}{10}$$

$$\frac{50}{100}$$



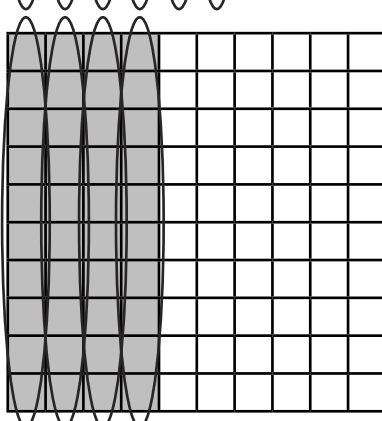
$$\frac{5}{10}$$

$$\frac{80}{100}$$



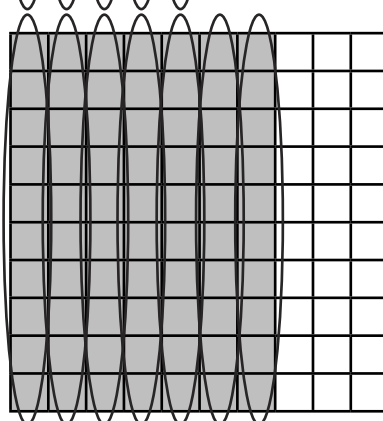
$$\frac{8}{10}$$

$$\frac{40}{100}$$



$$\frac{4}{10}$$

$$\frac{70}{100}$$



$$\frac{7}{10}$$

3. Complete the following pairs of equivalent fractions. You could use base ten blocks to help you.

a. $\frac{10}{100} = \frac{1}{10}$

c. $\frac{50}{100} = \frac{5}{10}$

b. $\frac{20}{100} = \frac{2}{10}$

d. $\frac{90}{100} = \frac{9}{10}$

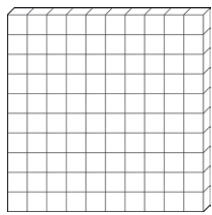
Can you explain how you worked them out?

Explanations should refer to dividing the numerator in the hundredths fractions by 10 to find the numerator of the equivalent tenths fraction.



Identifying Hundredths Answers

We can use base ten blocks to represent hundredths and tenths.



one whole




$\frac{1}{10}$



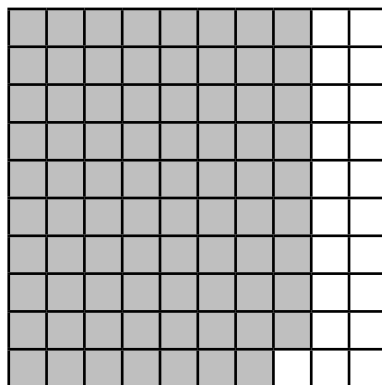
$\frac{1}{100}$

1. How many hundredths is represented by each picture?


$\frac{34}{100}$



$\frac{79}{100}$



$\frac{53}{100}$



$\frac{10}{100}$



$\frac{80}{100}$



$\frac{40}{100}$



2. Complete the following pairs of equivalent fractions. You could use a Hundredths and Tenths Grid to help you.

a. $\frac{20}{100} = \frac{2}{10}$

c. $\frac{70}{100} = \frac{7}{10}$

e. $\frac{90}{100} = \frac{9}{10}$

b. $\frac{50}{100} = \frac{5}{10}$

d. $\frac{30}{100} = \frac{3}{10}$

f. $\frac{60}{100} = \frac{6}{10}$

Can you explain how you worked them out?


Explanations should refer to dividing the numerator in the hundredths fractions by 10 to find the numerator of the equivalent tenths fraction.




Identifying Hundredths Answers

On the grid, colour in the different fractions below. Some colours may overlap.

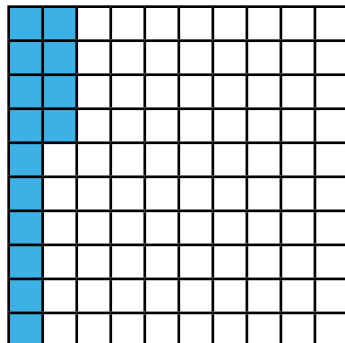
Sections should be coloured in to represent the fractions. Examples are shown below but other answers are possible. Sections will overlap on children's answer sheets.




$\frac{23}{100}$ in red




$\frac{70}{100}$ in dark blue



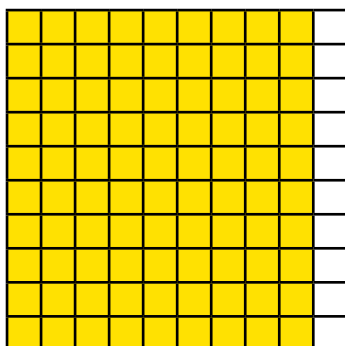
$\frac{14}{100}$ in light blue




$\frac{56}{100}$ in light green



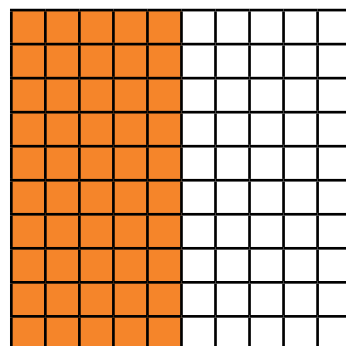
$\frac{20}{100}$ in dark green




$\frac{90}{100}$ in yellow




$\frac{11}{100}$ in purple



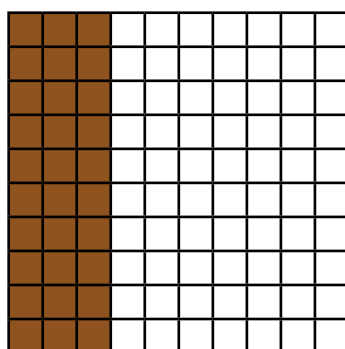
$\frac{50}{100}$ in orange




$\frac{84}{100}$ in pink



$\frac{10}{100}$ in black



$\frac{30}{100}$ in brown



$\frac{31}{100}$ in grey

Which of the fractions can be written as tenths?

$$\frac{70}{100} = \frac{7}{10} \quad \frac{20}{100} = \frac{2}{10} \quad \frac{90}{100} = \frac{9}{10}$$

$$\frac{50}{100} = \frac{5}{10} \quad \frac{10}{100} = \frac{1}{10} \quad \frac{30}{100} = \frac{3}{10}$$

Can you explain how you know which fractions can be written as tenths and hundredths?

Explanations should refer to dividing the numerator in the hundredths fractions by 10 to find the numerator of the equivalent tenths fraction. This needs to be an integer (whole number).