





Ancient Greek Pottery








How were pots made?






Potters worked as professional craftsmen in family groups – in cities like Corinth and Athens. It is likely that the children in the family grew up learning the craft and would be involved at an early age, turning the potters wheel.






Ways of making pots

- Most of the pots were made of clay on a potters' wheel and built up in sections.
- Sometimes moulds shaped like animals heads or peoples heads were used.








Clues in the pottery


Historians use a variety of sources to discover what life was like in ancient Greece.



Archaeologists have uncovered remains of buildings, weapons, coins and jewellery, but it is the pottery that gives some of the greatest clues of what it was like to live in Greece all those years ago.





Look at this painting from a Greek vase. What does it tell you about Greek clothes, hairstyles, furniture and pottery decoration?








What were the pots used for?






- Many of the pots were used to hold and serve wine and water at the drinking-parties.
- The Greeks used pots filled with olive oil as prizes for the Games at Athens.
- The larger pots were used to transport wine and oil.
- Some of the slender flasks would have been filled with perfumed oil and used at funerals.








And how did they decorate the pots?

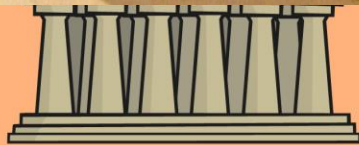
- To decorate the pots, Greeks used special methods called black-figure and red-figure painting.
- Look at these two vases:














- Can you see the difference in the colours of decoration?
- The orangey red is the natural colour of the clay. In black-figure vases, the decoration is painted on in black and the background is left the colour of the clay.
- The background is painted on red-figure vases.
- As you look at different pictures of Greek pottery, you will be able to tell whether the decoration is black-figure or red-figure.


























Greek Geometric Vase with Horse and Chariot








Pottery and Greek Games



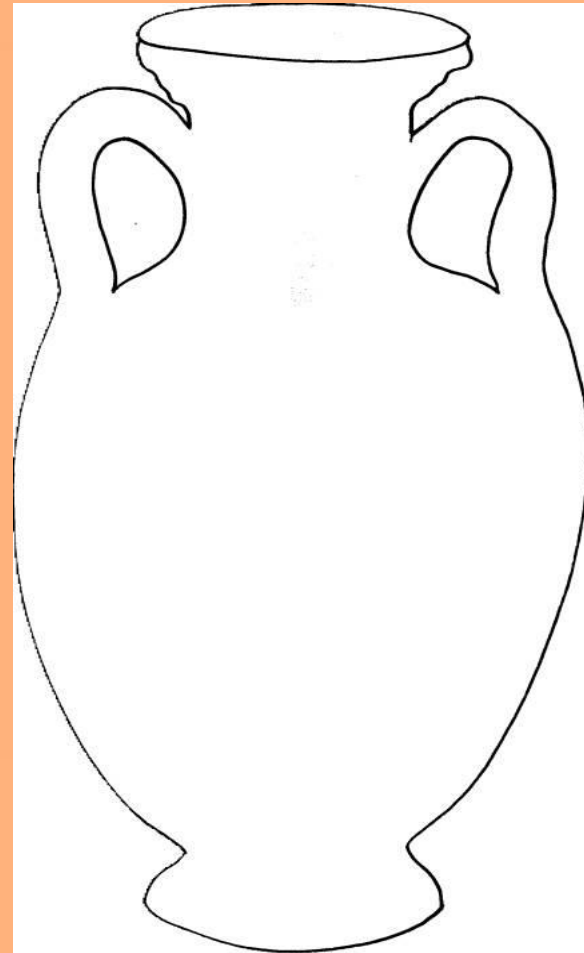
Even though the Olympic games were first recorded in 776 BC, they are believed to date back to 13th century when people of Olympia gathered to worship the most powerful of Greek gods, Zeus. They are believed to have organised sports competitions in his honour.






Task

- Design your own pot. Decide on the scene you want to portray. It could be about the Olympic Games, Greek gods, trade, warfare or everyday life in Ancient Greece.
- Decide if it will be a black-figure vase or a red-figure vase. Do you remember the difference?





Common Shapes and Comparative Sizes



- Use these shapes to help you decide how to draw your own pot.

