

**YEAR TWO**

**AUTUMN  
TERM**



**Topic/Theme**

**The Place Where I Live.  
Drawing of local area  
developing into textile work.**

**Influences**

**Local area study**




**and  
L.S. Lowry**

**Knowledge and skills for this unit.**

**Exploring and  
Developing  
Ideas**

- Record and explore ideas from first hand observations.
- Develop their ideas - try things out, change their minds.



**Artist, explore, create,**  
describe, intention/ meaning,  
**style .**

**Drawing**

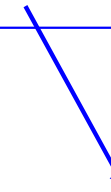
- Record and explore ideas from first hand observations.
- Experiment with a variety of media; pencils, crayons and chalk pastels. Control the types of marks made with the range of media.
- Name, match and draw lines/marks from observations.
- Invent new lines.
- Draw on different surfaces with a range of media.
- Investigate tone by drawing light/dark lines, light/dark patterns, light/dark shapes.
- Investigate textures by describing, naming, rubbing, copying.



**Observation, control, tone, media, light/ dark,**  
**pattern, shape, marks, features, viewfinder,**  
frame, image, plan,

**Textiles**


- Match and sort fabrics and threads for colour, texture, length, size and shape.
- Change and modify threads and fabrics, knotting, fraying, fringing, pulling threads, twisting, plaiting.
- Cut and shape fabric using scissors/snips.
- Apply shapes and decorations with glue.
- Apply decoration using beads, buttons, feathers etc.
- Apply colour with printing, dipping, fabric crayons.
- Create and use dyes with beetroot, red cabbage, tea, coffee.



**design, material, make, measure,**  
cut, thread, fabric, texture, fray,  
hessian, cotton, felt.

**Evaluating Review**

- Review what they and others have done and say what they think and feel about it.
- Identify what they might change in their current work or develop in future work.



**Vocabulary**