

YEAR FOUR


**SPRING
TERM**

Topic/Theme

**Drawing and painting developed
into collage.**

Influences


**Damien
Hirst**




**Jean
Basquait**



**Maurits
Cornelis
Escher**



Knowledge and skills for this unit.



**Exploring and
Developing
Ideas**

- Explore the roles and purposes of artists, craftspeople and designers working in different times and cultures.
- Question and make thoughtful observations about starting points and select ideas to use in their work

Drawing

- Experiment with ways in which surface detail can be added to drawings, e.g. *use grades of pencil, biro, charcoal and chalk.*
- Use journals to collect and record visual information from different sources.
- Draw for a sustained period of time at an appropriate level.
- Make marks and lines with a wide range of drawing implements e.g. charcoal, pencil, crayon, chalk pastels, pens etc.
- Experiment with different grades of pencil and other implements to create lines and marks.
- Experiment with different grades of pencil and other implements to draw different forms and shapes.
- Experiment with different grades of pencil and other implements to achieve variations in tone.
- Begin to show an awareness of objects having a third dimension.
- Create textures with a wide range of drawing implements, e.g. *use oil and chalk pastel*

Painting

- Experiment with different effects and textures including blocking in colour, washes, thickened paint creating textural effects.
- Work on a range of scales e.g. thin brush on small picture etc.
- Create different effects and textures with paint according to what they need for the task.

Collage

- Experiment with a range of collage techniques such as tearing, overlapping and layering to create images and represent texture.
- Use collage as a means of collecting ideas and information and building a visual vocabulary.

**Evaluating
Review**

- Annotate work in journal.
- Compare ideas, methods and approaches in their own and others' work and say what they think and feel about them.
- Adapt their work according to their views and describe how they might develop it further.

Vocabulary

Artist, explore, create, style, observe, purpose, compare, adapt, accurate, annotate.

Observation, control, tone, media, light/ dark, pattern, shape, positioning, marks, features, viewfinder, frame, image, plan, techniques.

Particular effects, mixing, warm/cool colours, express, hues, texture, observed, emotion, primary/secondary colours, specific, represent, appropriate

tear, cut, overlap and layer sizes of images, rotations positioning overdrawing