



MATHEMATICS

Alive in 5

Children will work with numbers 0-5. they will recognise the numeral and be able to count objects. They will look at the composition of those numbers including number bonds to 5.

Growing 6,7,8 and Building 9 and 10

Children will explore different representations of 6,7,8,9 and 10. They will look at their composition and will find 1 more than and 1 less than those numbers. They will begin to look at odd and even numbers and will begin to learn doubles.



Length, Height and Time

Children will explore and compare length and height. They will start to sequence events and also begin to get a sense of short periods of time measured in seconds and minutes.



Explore 3-D shapes

Children will learn to recognize and name some 3-D shapes. They will look at 2-D shapes that can be found within 3-D shapes and will also find shapes in the environment.



Ideas to support your child



Find opportunities to count up to 10 objects at home. Display numerals to 10 (and beyond) and help children to learn how these look and how to write them. Ask them to give you 1 more of an object and see if they can tell you the total without counting. Find shapes at home and out and about. Talk about who is the tallest/shortest at home or who has the longest chip on their plate! Use time sequencing words as part of your routine: "First we are going to church, then we will go to the shops and after that we will go to Grandma's."

PERSONAL, SOCIAL AND EMOTIONAL DEVELOPMENT

In RHE we will be continuing to cover the unit 'Created and Loved by God' and starting the unit 'Created to Love Others'. Children will learn about likes, dislikes and self-acceptance, how to describe their feelings, both good and bad, and how their actions have consequences. They will go on to explore how they have changed developmentally so far and some changes that are to come as they get older. This is underpinned by the idea that God's plan is for us to grow and change and that He loves us at every stage.



R.E

Getting to Know Jesus

In this topic we will:


- Hear the story of Jesus getting lost in the temple
- Learn that Jesus chose friends to help him
- Reflect on being followers of Jesus and how Jesus loves each of us
- Hear the story of Jesus healing the man at the Pool of Bethesda

Sorrow and Joy


In this topic we will:

- Learn about the importance of being kind and saying sorry if we hurt other
- Understand the importance of forgiving others, as Jesus did
- Know that Jesus died on Good Friday, but that was not the end

If you need to speak to Ms Haddon then please contact her on **Class Dojo**. To report your child's absence, please phone the school office on 020 8800 2771.



Welcome to Our Lady of Fatima Class



Teacher: Ms Haddon
Teaching Assistants: Ms Vivien, Ms Maria, Ms Carla

Spring Term

HOMWORK

It is *really* important that you support your child with their homework.

Reading: In Reception we have a big focus on teaching the children to read. Daily practice at school is greatly supported by practice at home. Please find some time to read with your child a few times a week. Ask lots of questions to develop comprehension. The small book with pictures/ a few words is for your child to read to you. Encourage them to use their phonics to sound out and blend to read the words. The larger, picture book is for you to read to your child — to enjoy together. This gives your child a chance to hear and understand great stories without being bound to their reading ability. Please ensure Reading Records are signed every time they read.


Maths/English: This will be given weekly on Wednesday, to be returned by the following Wednesday.

PHYSICAL DEVELOPMENT

Gross Motor Skills


Gross motor skills are abilities that let us do tasks that involve large muscles in our torso, legs, and arms. They involve whole-body movements. We use gross motor skills for all sorts of physical activities, from running to playing in the park.

We will be focussing on running, jumping and climbing outside. We want our bodies to be fit and healthy so we will exercise every day to develop our large body muscles. We will practise moving our bodies in a controlled way through dancing, balancing and Stretching.



Fine motor Skills

Fine motor skills involve small muscles working with the brain and nervous system to control movements in areas such as the hands, fingers, lips, tongue and eyes. Developing fine motor skills helps children do things like eating, writing, manipulating objects and getting dressed.



What are we learning?

We will continue to practice holding our pens and pencils correctly and using a variety of tools to make marks and manipulate materials. We will try to make our handwriting smaller and neater and will work on drawing with more control. We will be threading, using tweezers, cutting, manipulating playdough and many other things that will allow us to work on these skills.


Ideas to support your child

- Youtube 'EYFs Finger Gym' or 'EYFs dough disco' and try the activities at home.
- Go to the park. Play on the climbing frames and the monkey bars to help build the muscles in your arms.
- Read a bedtime story every night and share your love of reading.
- Talk to your children about what they have been learning about in school.
- Practising writing names and labels at home. Write the shopping list together.

SPEAKING, LISTENING AND ATTENTION

LOLA Listening

We will continue to develop our listening skills by following the 'Helping Young Children to Listen' programme on a weekly basis. We use LOLA the Leopard to play games and learn the skills necessary to be a good listener.



TOPIC

This term we will be focussing on the topic '**The World and Beyond**'. We will discuss where we live and how it differs from other places in the world. We will also look at what we might see in space. We will learn about the celebration of Chinese New Year and the customs that are practiced by those who celebrate it. We will be spotting signs of winter and spring and looking at how our environment changes during these periods.



LITERACY

What are we learning?

Phonics

We will continue with our Little Wandle Phonics scheme.

Whole class lesson focus will be:

Using all of the sounds below to read and write words and to begin to write sentences.

ai ee igh oa oo ar or ur ow oi ear air er

The focus this term is on children securely recognising the graphemes above, as well as those previously taught, and using them to read words and write words.

We will also be learning some 'tricky words' which are taught as a whole word for the children to recognise by sight. These are:

has his her into she he of be me we push

Literacy Tree

We will be reading the following picture books and using these as inspiration for discussion and writing:

Look Up! By Nathan Bryon

Ning and the Night Spirits by Adriena Fong

Super Milly and the Super School Day by Stephanie Clarkson



Ideas to support your child

Read lots of stories at home. A bedtime story is a lovely way to calm your child down before bed and enrich their vocabulary and story-telling skills at the same time. You can begin to have fun with stories by using a familiar story and challenging your child to retell it with new characters, or a different setting e.g. Goldilocks and the three sharks.

