



Home Learning for Year 1

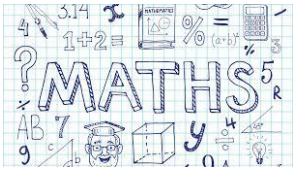
Hello everyone. I hope you had a good Easter. Below is the home learning weekly timetable for your child. Please check the Year 1 page for additional resources/website links. If you have any questions, please contact us (Miss Haddon or Miss Harte) on 'Class Dojo'.

Week commencing: Monday 20th April

St Ignatius Home Learning Weekly Timetable		
Subject	Resource/Access	Activity
Daily Reading- 30 mins	<p>activelearnprimary.co.uk (find login details inside the cover of your green book – same as lgfl login with school code: stig)</p> <p>Free eBooks are also available on oxfordowl.co.uk (you do need to register using your email address and password but it is completely free)</p>	Please continue to read every day with your child. You can find books allocated to your child on active learn. Login to Active Learn and click on 'My Stuff' to find your allocated reading books. Don't forget to look at the inside cover of the book to practise the sounds and words that you will find inside the book.
Daily Phonics	<p>activelearnprimary.co.uk (find login details inside the cover of your green book – same as lgfl login with school code: stig)</p> <p>busythings.co.uk (find login details inside the cover of your green book – same as lgfl login)</p>	<p>Login to Active Learn and click on 'My Stuff' to find phonics games you can play.</p> <p>Key stage 1 > Year 1 setup > English > Phonics programme Children can select phases 2, 3 & 4 or phase 5 to access a variety of games that will help with reading and writing words.</p>
Daily Times Tables	<p>https://www.youtube.com/watch?v=gfRVYPCfecE</p> <p>busythings.co.uk (find login details inside the cover of your green book – same as lgfl login)</p> <p><i>Learning the 5 times tables is not an expectation until Year 2, but is a good thing that children can practise without too much support and will help them when they move up to Year 2.</i></p>	<p>Listen to and join in with this funny song to help you learn the 5 times tables.</p> <p>Practise 5 times tables by selecting: Key stage 1 > Year 2 setup > Mathematics > Multiplication and division > 5 times tables - recall</p> <p>On busythings.co.uk you can also do a 5xtables sorting activity – remember multiples of 5 always end with 5 or 0. Key stage 1 > Year 2 setup > Mathematics > Multiplication and division > Multiples of 5 – sort the numbers</p>

<p>Twice Weekly Spelling</p>	<p>Weekly spellings:</p> <p>We are practising the 'aw' sound. "Yawn at dawn, aw"</p>  <ol style="list-style-type: none"> 1 saw 2 paws 3 claw 4 dawn 5 hawk 6 crawl 7 straw 8 yawning 9 awful 10 lawnmower <p>Challenge words (year 2 common exception):</p> <p>again half</p>	<p>Practise your words using the spelling sheet format: Read, cover, write, check x3. Can you put the words in a sentence?</p>
<p>Maths- Daily</p>	<p>https://whiterosemaths.com/homelearning/</p>	<p>See next page for more details</p>
<p>English- Daily</p>		<p>See daily lessons below</p>
<p>Topic</p>	<p>Watch the lovely story of 'Leafman' by Lois Ehlert here: https://www.youtube.com/watch?v=bqW-j3WV6g8</p> 	<p>Go out for a walk with your family and see what leaves you can find. When you get home, have a go at making your own 'leafman' or 'leafwoman'.</p>

Maths Lessons- Monday-Friday



Please click on the links below that will take you straight to the activities on White Rose Home Learning. For each lesson there is:

- A video
- An activity
- An answer Sheet

HOW TO USE THE LESSONS

Just follow these four easy steps...

1. Find a calm space where your child can work for about 20-30 minutes.
2. Click on the link to the lesson you are going to work on and watch the relevant video.
3. Click on the questions link and support your child as they work through the activity.
4. Check your child's answers with them by clicking on the answers link. Correct any mistakes.

JOIN IN THE DAILY MATHS!

Monday Summer term – Week 1 Lesson 1 - Make doubles	Monday questions	Monday answers
Tuesday Summer term – Week 1 Lesson 2 - Make equal groups (grouping)	Tuesday questions	Tuesday answers
Wednesday Summer term – Week 1 Lesson 3 - Make equal groups (sharing)	Wednesday questions	Wednesday answers
Thursday Summer term – Week 1 Lesson 4 - Finding half (1)	Thursday questions	Thursday answers
Friday Practise finding half of a shape – how many points can you get in 1 minute?	http://www.snappymaths.com/counting/fractions/interactive/halfnotimm/halfnotimm.htm	

English Lessons- Monday- Friday



Below is a series of five lessons we have planned. If you can manage all five then that's great. If not, choose a few to complete with your child. There are challenges for children who can complete the main activity with ease. If your child finds the main activity a struggle, then don't worry about completing the challenge.

<p>Monday</p>	<p>Have you ever been to the woods? I went last week and took some photographs (see below – Monday's lesson). I also took a video called 'In the woods' which you can watch on ClassDojo. What can you see? Can you describe the things you see?</p> <p>For example: <i>I can see some soft moss.</i></p> <p>Activity: Write some sentences starting with 'I can see...' about the photographs below (Monday's lesson). Remember to include some adjectives. Minimum: 3 sentences.</p>	<p>Challenge: Can you think of more than one adjective for each thing you are describing and use commas to separate the list of adjectives? For example: <i>I can see some soft, green, furry moss.</i></p>
<p>Tuesday</p>	<p>Many creatures live in the woods. I saw a woodpecker, some squirrels and many insects. Can you think of anymore animals that live in the woods? There are two Powerpoint presentations on the Year 1 home learning page of the school website that will supplement this lesson:</p> <ul style="list-style-type: none"> - Woodland Animal Habitats Powerpoint - What am I Woodland Animals Powerpoint <p>Activity: Read the 'Woodland Animal Riddles' below (Tuesday's lesson) and see if you can guess which animal is being described in each set of clues. Send me your answers on Class Dojo if you can. I will post the answers on ClassDojo on Friday.</p>	<p>Challenge: Can you write your own clues to make a new riddle? I would love to read them and guess the answer (post on portfolio on ClassDojo or send me a message).</p>
<p>Wednesday</p>	<p>Read or watch 'The Gruffalo' by Julia Donalson. Where is the setting of the story? Does it look similar to my photographs of the woods? What things can you see that are the same or different? This is one version you can watch: https://www.youtube.com/watch?v=s8sUPpPc8Ws</p> <p>Activity: Make a list of the animals that you can see in the story. Try to write the words on your own, using your phonics to help you.</p>	<p>Challenge: Can you name any other stories that are set in the woods?</p>

Thursday	<p>Look at the photographs below (Thursday's lesson) and/or watch the video 'Woodland doorway' on ClassDojo. When I saw this tree I thought the hole in the trunk looked like a doorway. I started to imagine where the doorway might lead. Does it lead to an underground city? Or to a comfy house for a family of moles? Or maybe there is a nasty snake who hides inside and waits for animals to look inside... What do you think?</p> <p>Activity: Write about who or what you think lives inside the tree trunk. Can you describe the place and the characters that might be there?</p>	<p>Challenge: Add a few sentences to describe what might happen if we went through the doorway. Should we go in?</p>
Friday	<p>Look at the two photographs below (Friday's lesson). Some animals live near the tops of trees. They might live in nests amongst the branches and leaves. Some animals live in dark spaces. They might live inside tree trunks or in holes beneath the ground. Where would you rather live if you were a woodland creature? Why?</p> <p>Activity: Write about whether you would rather live at the top of a tree or inside a tree trunk. Use 'because' to explain your answer.</p>	<p>Challenge: Imagine you are a woodland creature, living in your chosen place (at the top of a tree or inside a tree trunk). What can you see? How do you feel? Write a few sentences from the animal's point of view. For example: <i>From my nest I can see for miles around. I can feel the wind ruffling my feathers. I feel free and like I'm on top of the world!</i></p>

Photographs for Monday's lesson:





Riddles for Tuesday's lesson:

1

What am I?

- I have 4 short legs and a bushy tail.
- I am excellent at climbing trees.
- I bury nuts under the ground.
- My name starts with 's'.

2

What am I?

- I have 2 legs and 2 feathery wings.
- My feathers are black, white and red.
- I use my pointed beak to tap on tree bark so I can eat the insects underneath.

3

What am I?

- I live in a burrow, under the ground.
- I have a short, fluffy tail.
- My ears are long and often stick up.
- I am good at jumping because of my strong back legs.

4

What am I?

- I have large eyes and a flat face.
- I hunt for mice and other small animals.
- I am awake at night and sleep during the day (nocturnal).
- My beak and claws are very sharp.

Photographs for Thursday's lesson:



Photographs for Friday's lesson:



Inside a tree trunk



At the top of a tree