Vocabulary: Add, combine, bigger, more, greater, how many?

Maths

Tweet a photo to… @SJVBlackpool #SJVMaths #SJVClassRR #SJVClassRM
Or add to Tapestry

(We Are Learning To) **WALT: Add/combine two groups.**

Monday – Finger Gym: Provide a coat hanger and a basket of up to 10 pegs. Ask your child to put the pegs onto the hanger and to explore how their number can be partitioned in different ways and recombined to see how many altogether.



Tuesday - Small World: Look for opportunities to combine 2 groups during play. For example, 'I see you have some red cars and some blue cars. I wonder how many cars you have altogether.' 'How many dolls are upstairs and how many are downstairs?'

Wednesday – Construction: provide blocks/cubes/Lego in 2 different colours. Explore different ways of combining the 2 colours to make towers of different sizes. Compare your towers – are any of them the same?



Friday – Exploring possibilities: Jack rolled 2 dice and scored 10. What **could** he have rolled?

Amir scored less than Jack. One of Amir's dice showed 5. What other number **could** Amir have rolled? Is there more than one answer? Are there any numbers Amir **could not** have rolled?

Thursday – Dot Plates: Provide dot plates/paper from 0-5.

Ask your child to arrange the 6 plates onto the part-whole models below so that they have a pair of plates which make a total of the number at the top.

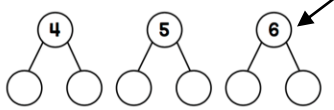

Is there more than one way to solve the problem?

Topic: People Who Help Us

Make an ambulance out of a cardboard box.

Vocabulary: Paramedic, ambulance occupation

English

Add photos to Tapestry or tweet a photo to @SJVBlackpool #SJVClassRR #SJVClassRM

(We Are Learning To) **WALT: Find out about paramedics.**

- Talk to your child a lot about ambulances and paramedics. Record some of their responses. Decide on a pretend scenario where a paramedic is needed and fill out the incident form together. You can print this out or make your own. Encourage your child to use their sounds to help them.

Also…

- Complete a page of your Read Write Inc Sound Booklet – Say the sound, Read the Sound, Write the Sound.
- Tune into Ruth Miskin online and watch a sound lesson being taught. All children to learn/recap Set 1 and if your child was sent home with a Set 2 booklet they can learn these sounds too https://m.youtube.com/channel/UCo7fbLgY2oA_cFCIg9GdxtQ
- 5-10 minutes daily reading with books sent home from school.

Week beginning 6th April 2020

Remember to access Spelling Shed daily and practise your Red Word spellings too.

PE

Joe Wicks – The Body Coach 9am in your PE kit! Upload video to Tapestry.

https://www.youtube.com/channel/UCAxW1XT0iEJo0TYlRfn6rYQ

RE

Read the Easter Story to your child in preparation for Holy Week activities next week.

https://www.youtube.com/watch?v=HL8R158Ujp4

PSHE – Keeping Clean

Show an array of fruit and vegetable snacks - they need to be FILTHY. Offer them to children. Watch for their responses. Pretend to be about to eat them. Act confused when children stop you. (Ad lib if they don't!) Ask them to explain why you shouldn't eat them. Create a 'Keep your hands clean' poster and display it. **Questions:** What happens if we don't wash our hands? What do germs do?