

Reception
New Starters
September 2022
Information for
Parents and Carers



Reception Staff



Mrs Dybell



Mrs Wharton

First days-

To ensure that the children have the best start to Reception, we are operating a staggered start. Half of the children will attend on **Tuesday 6th September** and half the children will attend on **Wednesday 7th September**. All children will attend from **Thursday 8th September**. This will allow the staff to get to know the children and the children to become familiar with the classroom and routines of the day.

The School Day

**8.40 Children to enter school
via the side gate on Low grange
Avenue.
Children are dropped at gate.**

**10.00-10.25 Morning Playtime
and snack time
11.45-12.45 Lunch time**

2.00-2.15 Afternoon Playtime

**3.15-Home time. Children to be
collected from classroom door..**





Reception Classroom

The classroom is set up in areas. The areas are carefully organised to promote independence and enable the children to develop and practise key skills.

A typical day in Reception



► During the day the Children will work in both large and small groups and play independently in different areas of the classroom. Adults regularly play alongside children to model new skills and extend the children's play.

► Each day children will:

- Listen to stories
- Participate in Phonic activities (Read, Write Inc)
- Join in daily maths activity.
- Work in a small group with an adult with either a Literacy or Maths focus.

Phonics and early reading

Children have access to lots of stories and rhymes

At St Joseph's we use the Read Write Inc scheme to teach phonics and reading.

Children will get phonic activities sent home regularly.

During the Autumn term there will be an opportunity to find out more.



- ▶ Supporting reading at home
- ▶ Try to share a book with your child each day
- ▶ Encourage your child to choose a book of their choice and don't worry if they often make the same choice, it is important that they stay interested!!
- ▶ Take time to talk about the pictures, asking questions.
- ▶ Help your child know how books work - They start at the front, they are read page to page to the back, words are read from left to right, its easier to follow the words with your finger as you read out loud.
- ▶ Help your child to recognise their own name so they can find their coat peg and clothes,
- ▶ Remember all experiences with books should be enjoyable


"Children are made
readers on the
laps of their
parents."

Emilie Buchwald



Developing Physical Skills

- ▶ From the beginning of Reception, we provide opportunities for children to develop the skills to enable them to develop handwriting which is well formed and legible. We provide experiences for children to.
- ▶ develop upper arm strength through physical activity
- ▶ develop hand and finger control through hands-on practical activities such as play-dough and using tweezers
- ▶ develop spacial awareness
- ▶ learn about good presentation through modelling handwriting and looking at different texts
- ▶ learn about the formation of letters





▶ Supporting at home

- ▶ Practise holding a pencil correctly which is between the thumb and forefinger supported by the middle finger
- ▶ do lots of cutting, along straight lines, curved lines and shapes
- ▶ catch, throw and kick balls
- ▶ use construction kits such as Lego, Duplo, stickle bricks and Hama Beads etc
- ▶ Complete lots of jigsaw puzzles together
- ▶ Use chalk and large paintbrushes outdoors
- ▶ Play dough play

Maths in Reception is very practically based. We use the Maths Mastery Approach to teach maths throughout the school.

Children in the early years develop the concept of maths mastery through developing number sense, maths talk, and practicing the skills they've learned during play. Activities are fun and part of our daily routine.



Boy's Uniform

White polo shirt

Grey Trousers

Red School Sweatshirt with logo

Grey or black socks

Black shoes or plain black trainers



PE Kit school tracksuit or plain black tracksuit (no hoods), white t-shirt, plain black shorts, PE shoes or trainers

This year school are providing a school jumper/cardigan as this is compulsory school uniform

Please ensure all uniform and coats are clearly labelled with your child's name.

Elizabeth's Embroidery password josephsbillingham

Girl's Uniform

White polo shirt

Grey pinafore dress or skirt

Red gingham dress (Summer)

Red school cardigan or sweatshirt with logo

White or grey socks/ tights

Black shoes or plain trainers






P.E

- ▶ The children will have an allocated PE day.
- ▶ On that day children will come to school in their PE Kit.
- ▶ White t-shirt shirt
- ▶ Track suit
- ▶ P.E shoes or trainers.

Prayer panels



In the Autumn Term the children will be gifted a special prayer panel

On one side you'll see your child's name, a photograph and a prayer to help guide them on their journey. The reverse of the panel shows a beautiful image or symbol of our Christian Faith – the faith that our school is rooted in and some of the faith stories that we will be sharing with your child over the months and years to come. You may like to stand the panel in your child's bedroom and maybe once a week or so gather round it, see if you can share one of the stories shown taken from the bible and say a special prayer for each other.

School Dinners

- ▶ All children in Reception and Key Stage One are entitled to a free school lunch.
- ▶ St Joseph's operates a system which has two hot meal options and a cold meal option.
- ▶ Menu's are available to view on the school website.

Reception
Children have
lunch at
11.45




Developing independence

Using the toilet independently.

Putting on and taking off coat.

Practise using a knife and fork.

Practise recognising their name.



Pupil Premium

The Pupil Premium is additional funding allocated to schools to support pupils based on Free School Meal returns.

Pupil Premium is a significant amount of money, and it is important that all families who may be eligible for Free School Meals or certain government benefits, such as Job Seekers Allowance or Income Support apply. Please speak to the school office for more information.

Keeping in touch

We use Seesaw to share weekly homework activities.

We also use Seesaw to share your child's learning with you.

Please speak to a member of the Reception staff if you have any concerns, however big or small!

**Thank you for choosing St Joseph's Catholic
Primary and we look forward to a long and
happy partnership**