

Y6 SATs

Fraction Of a Quantity BOOSTER

Help Code : 008

2012A KS2 Q24



In a class, 18 of the children are girls.
A quarter of the children in the class are boys.

Altogether, how many children are there in the class?

Show your working

2008A KS2 Q21



Ben thinks of a number.
He adds half of the number to a quarter of the number.
The result is 60



What was the number Ben first thought of?

Show your working. You may get a mark.

2007A KS2 Q24



Part of this number line is shaded.



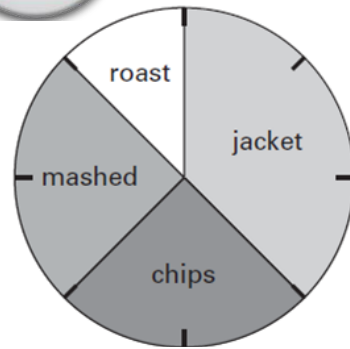
Circle **all** the numbers below that belong in the shaded part of the number line.

- 1.1
- 1.4
- $1\frac{1}{3}$
- $1\frac{1}{5}$

2005A KS2 Q18



This pie chart shows how the children in Class 6 best like their potatoes cooked.



32 children took part in the survey.
Look at the four statements below.

For each statement put a tick (✓) if it is **correct**.
Put a cross (✗) if it is **not correct**.

- 10 children like chips best.
- 25% of the children like mashed potatoes best.
- $\frac{1}{5}$ of the children like roast potatoes best.
- 12 children like jacket potatoes best.

2003A KS2 Q9



Tom and Nadia have 16 cards each.
Tom gives Nadia 12 of his cards.



How many cards do Tom and Nadia each have now?

Tom Nadia

Lucy also has 16 cards.
She gives a **quarter** of her cards to Kiran.

How many cards does Lucy give to Kiran?

2003A KS2 Q24



Three-quarters of a number is 48

What is the number?

2000A KS2 Q13

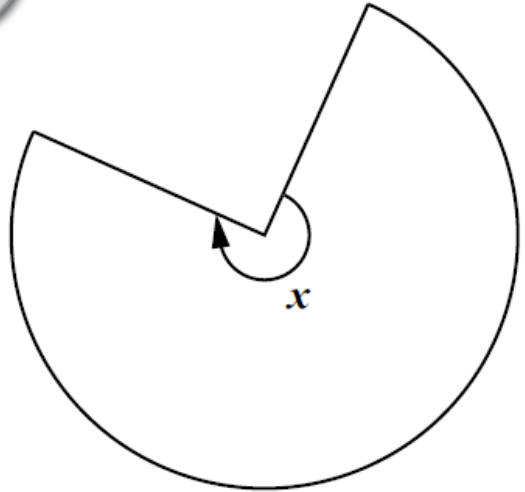


Calculate $\frac{3}{4}$ of 840

2001A KS2 Q13



This shape is **three-quarters of a circle**.



How many degrees is **angle x**?



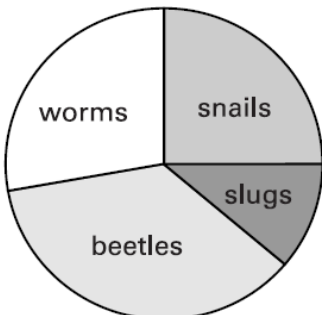
2000A KS2 Q17

Tony and Gemma looked for snails, worms, slugs and beetles in their gardens.



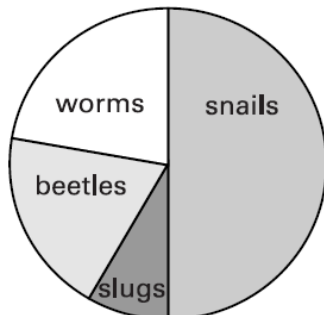
They each made a pie chart of what they found.

Tony's pie chart



Total 80

Gemma's pie chart



Total 36

Estimate the number of **worms** that **Tony** found.

Who found more **snails**?
Circle Tony or Gemma.

Tony / Gemma

Explain how you know.

.....
.....
.....