



FRACTIONS OF SHAPES

Help Code : 009

10 Each diagram below is divided into equal sections.

Shade three-quarters of each diagram.

4 Here are some shapes made of squares.

A fraction of each shape is shaded.

Match each shape to its equivalent fraction.

One has been done for you.

18 100 girls and 50 boys were asked which kind of chocolate they like best.

These two pie charts show the results.

100 girls 50 boys

Dev says,

"The pie charts show that more girls than boys liked milk chocolate best."

Dev is correct.

Explain how you know.

LAST YEARS
questions

$\frac{7}{10}$

$\frac{3}{5}$

$\frac{1}{2}$

$\frac{4}{5}$

$\frac{3}{10}$

Y6 SATS

Fractions of Shapes

Help Code : 009

BOOSTER

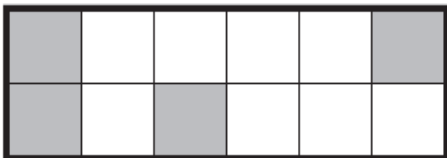
Tick (✓) each shape that is exactly $\frac{1}{4}$ shaded.



2013A KS2 Q14



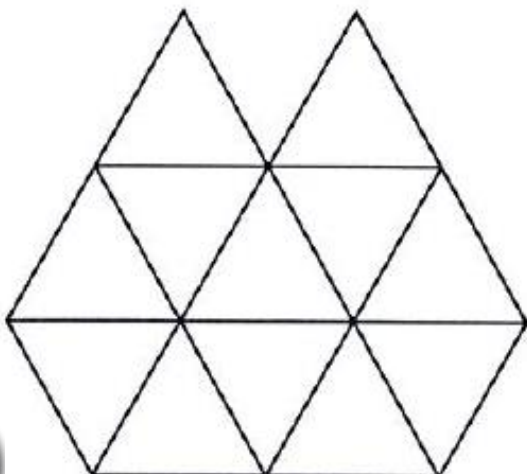






2012A KS2 Q9

Shade $\frac{1}{4}$ of this shape.



This square has two dots on each side.





The dots are equally spaced.

Join two dots to divide the square into two equal parts.

Use a ruler.

2012A KS2 Q8



Holly says,

'One-third of this shape is shaded'.

Is Holly correct?
Circle **Yes** or **No**.

Yes / No

Explain how you know.

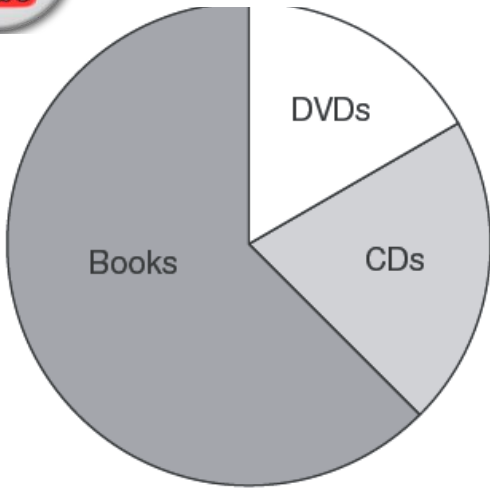


2011A KS2 Q15



A shop sells books, CDs and DVDs.

2010A KS2 Q22



Estimate the **fraction** of the total sales that were DVDs.

In this week, 200 **CDs** were sold.

Estimate how many books were sold.

This pie chart shows the sales of each in one week.



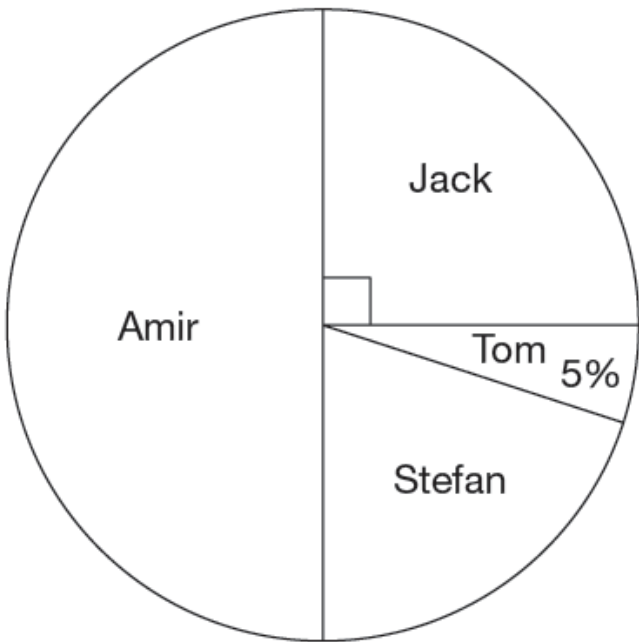
40 children predicted who would win the boys' race at sports day.

2009A KS2 Q21

This pie chart shows their predictions.

What percentage of the children predicted that Stefan would win?

%



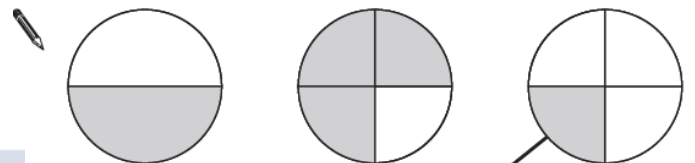
10 children predicted the winner of the race **correctly**.

Who won the race?

Explain how you know.



A fraction of each shape is shaded.



Match each fraction to the correct place on the number line.

One has been done for you.

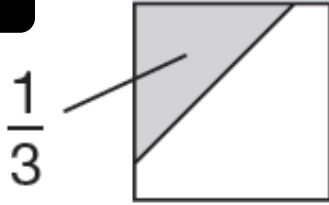


2009A KS2 Q9



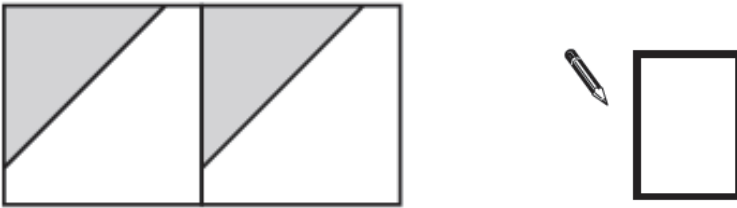
$\frac{1}{3}$ of this square is shaded.

2008A KS2 Q19



The same square is used in the diagrams below.

What fraction of this diagram is shaded?



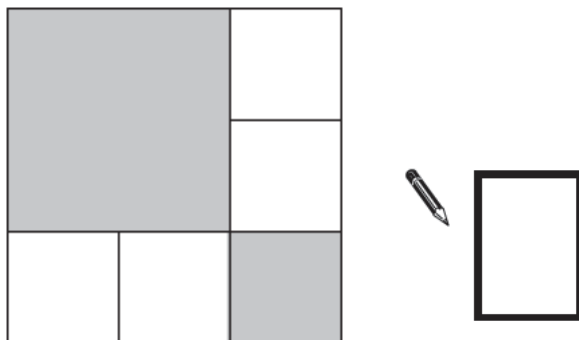
What fraction of this diagram is shaded?



The diagram is made of squares.

What fraction of the diagram is shaded?

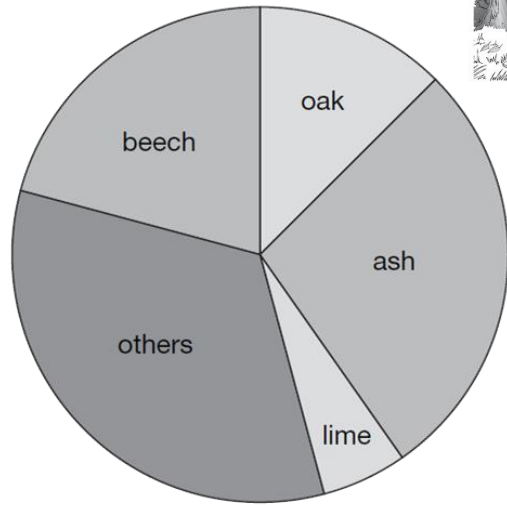
2005A KS2 Q11



Class 6 did a survey of the number of trees in a country park.



This pie chart shows their results.



2006A KS2 Q20

Estimate the **fraction** of trees in the survey that are **oak** trees.



The children counted 60 **ash** trees.

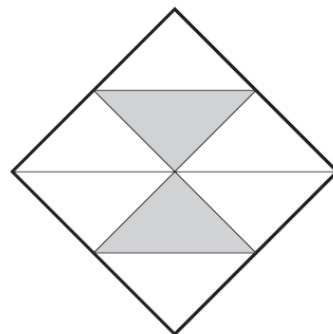
Use the pie chart to estimate the **number** of **beech** trees they counted.



Here is a square.



2004A KS2 Q2



What fraction of the square is shaded?

Here is a rectangle with 13 identical shaded squares inside it.

What fraction of the rectangle is shaded?



2003A KS2 Q18

