



Help Code : 026

SORTING DIAGRAMS

5

Write each number in its correct place on the diagram.

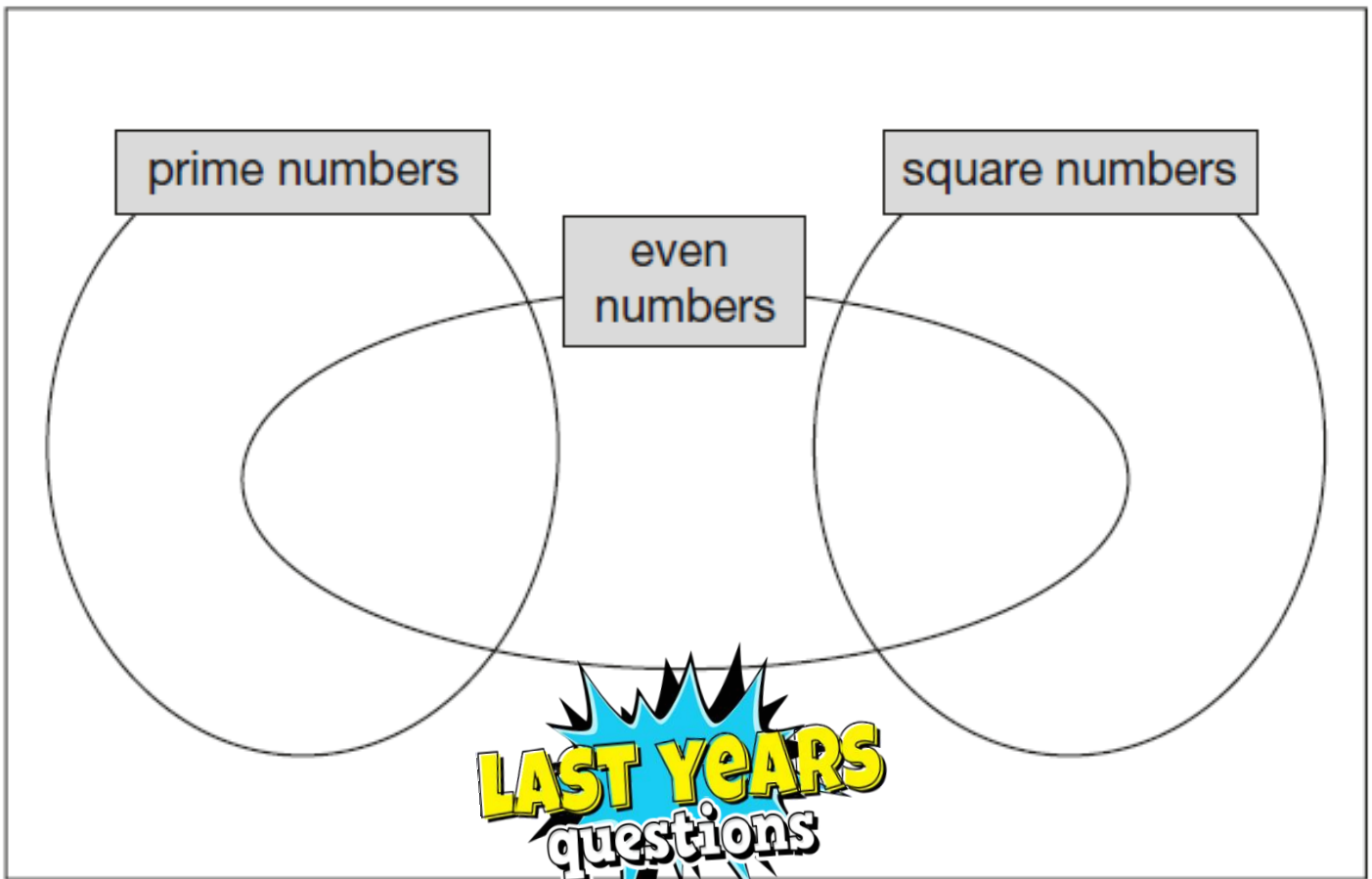


16

17

18

19



LAST YEARS
questions

1

Here is a diagram for sorting numbers.

Write **one number** in each box.

One is done for you.

	multiple of 5	not a multiple of 5
multiple of 3	30	
not a multiple of 3		



Y6 SATs

Sorting Diagrams BOOSTER

Help Code : 026

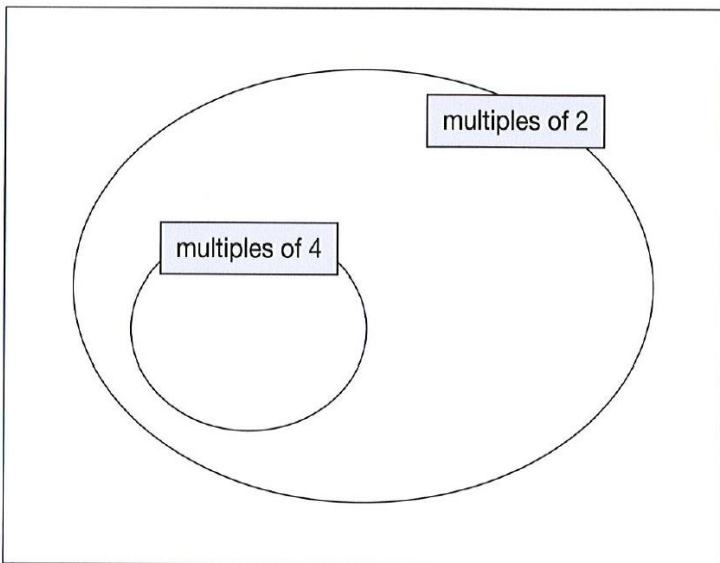
2012A KS2 Q16

Here is a Venn diagram for sorting numbers.



Write each number in its correct place on the diagram.

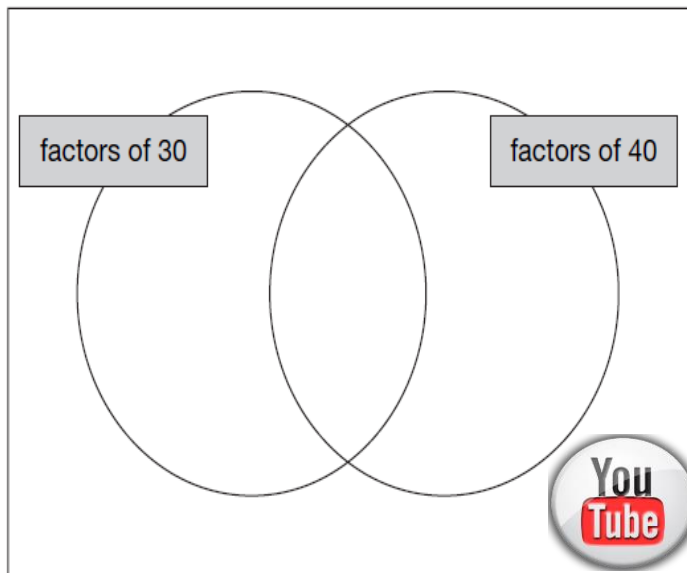
10 11 12 13



2006A KS2 Q13

Write these numbers in the correct places on the diagram.

5 6 7 8



2010A KS2 Q10

Here is a Carroll diagram for sorting numbers.



Write these **five** numbers in the correct places on the diagram.

25 247 7002 49 990

	odd	not odd
a 3-digit number		
not a 3-digit number		

2004A KS2 Q12

Here is a sorting diagram for numbers.

Write a number **less than 100** in each space.

	even	not even
a square number		
not a square number		





Write **each** of these numbers in its correct place on the sorting diagram.

40

8

15

