

**EASTER**  
EDITION

# The Saint

Our school, Our news, Our voice



Welcome back to all the children at St Joseph's Catholic Primary School. We started off this year and term learning from our homes and finally the 8th March saw us all returning to school to continue our fun learning. It has been great to see all the children settling back into school routines and after Easter, we look forward to enjoying one more term before children move onto a new year group.

## Inside this issue

- What have we been learning?
- Look what we're learning
- Year 6 were evacuated!
- Year 4 Liturgies
- Year 6 Way of The Cross
- St Joseph's Day
- St Joseph's Eco Week
- National Day of Reflection
- Guess the teacher?
- Easter Jokes
- Games and Puzzles
- Competition Time!





# What have we been learning in our year groups?

## Nursery

We're learning about people that help us. I learnt about how firemen put fires out and doctors help us to get well. They have hoses and special boots to help them for their body to stay protected from fire.



Doctors help people feel better. They have stethoscope and they have thermometer.





# What have we been learning in our year groups?

## Reception



We have Ben  
telling about  
superheroes  
we dress up as  
superheroes  
I was Elsa  
we found out  
there is a  
line of  
superheroes  
line of  
old  
purses  
I am going to  
be a Big Sister

I loved being  
back at school  
with my friends  
in Maths we  
learned to add  
and subtract  
 $4 + 2 = 6$



BACK to SCHOOL





# What have we been learning in our year groups?

## Year 1



This halfterm we have bin learning to count in 10's 2's and 5's. We were planting cress seeds and we what dem grow.



In class we made lots of fun things like paper flowers. We learnt about the different tips of weather's. In Lent we made promises on heart's.





# What have we been learning in our year groups?

## Year 2



"Last year I visited the Titanic museum and saw a recreation of the different cabins, the grand staircase and went on a pretend construction site. It was such fun"  
**Charlotte**



"I found out what the causes of this collision were and how it could have been prevented. The end of this story is very sad but it has taught how to deal in such situations at sea for the future". **Lena**



In school in English and History we were learning about the amazing ship called Queen of the Ocean – Titanic. We have learnt lots of interesting facts and things about this enormous liner.

During the lessons on this topic, we did interesting tasks, such as painting the ship. I played the role of one of the passengers – Molly Brown and described a diary entry of how her day could have looked like on this ship.

We also made a poster encouraging the cruise on the Titanic.

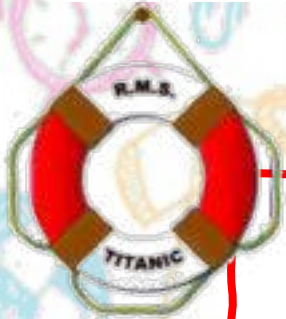
**Lena and Charlotte 2SL**






# What have we been learning in our year groups?

## Year 2



Here are some important facts:

- RMS Titanic was the largest ship afloat at the time of its maiden voyage on April 10 1912.
- It was built by Belfast ship building firm Harland and Wolff. It took 3 years to build. It was described as unsinkable!
- On 10<sup>th</sup> April 1912, the Titanic departed from Southampton on its maiden voyage. It sailed across the Atlantic Ocean towards New York in the USA.
- This giant cruise ship could take over 2000 passengers, had 3 classes for accommodation. The first class was designed to be very comfortable and luxury with gymnasium, swimming pool, libraries, restaurants and much more.
- The accommodation for the third class was located in the lower decks and the noise and vibrations of the engine could be heard and felt. Can you imagine how that would be?
- Titanic was under the command of Captain Edward Smith.
- On 14<sup>th</sup> April, 4 days into the crossing, the ship hit an iceberg, after 2 hours broke apart and sank with over 1000 people.  
About 700 survivors.
- There were not enough lifeboats for all the passengers.
- The disaster was met with world-wide shock at the huge loss of life.






# What have we been learning in our year groups?

## Year 3

This week, we have been painting pebbles for Claire's classroom to brighten it up a bit. Sometimes it gets a bit dark and gloomy because of the trees.

This month, we have also learned about Beegu and have written a letter and a diary entry pretending we were Beegu.



When we were doing Art, we were looking at bones and skeletons. Do you know what the bone in your head is called? The skeleton inside your head is called the skull.

We also looked at Henry Matisse and he was a very good artist. First he was cutting and sticking and finally he was painting! He was one of the best artists.

**Thalia-Lee and Nathanael 3SR**

Finally, we have been looking at drawing dinosaurs and everybody did very well 😊

Here are some examples from 3DS (Millie, Clodagh and Rozalia's):



# What have we been learning in our year groups?

## Year 4

### Geography: South America & Rio

#### Where is South America?

South America is a continent entirely in the Western Hemisphere and mostly in the Southern Hemisphere, with a small portion in the Northern Hemisphere

When we say Rio we don't mean the movie!!



We mean... Rio de Janeiro a state in Brazil, South America

There are over 30 beaches in Brazil. They light them up every night to reduce crime.



One of the main typical dishes of Rio de Janeiro has something special. The **feijoada** is made with black beans and salted pork and beef. The accompaniments can be: white rice, farofa and cabbage. The dish can also be accompanied by an orange slice.



In Rio their leading faith is Catholicism...



Near Shrove Tuesday every year they hold a huge carnival.

In this picture you can see two of Rio De Janeiro's famous landmarks.

- ❖ The first is called Christ the Redeemer (it is 38m high – that's the same as roughly 60 Toco Toucans standing on top of each other!)- The Toco Toucan is only found in Brazil
- ❖ The second is Sugar Loaf Mountain – This mountain is not made of sugar or a loaf of bread!



Andi-Rae and Caelon 4B






# What have we been learning in our year groups?

## Year 4

In Year 4, we have been reading 'Gorilla'. It is a very sad story but it ends happily. She was obsessed with gorillas but her dad would not take her to the zoo. Her birthday came and she got a toy gorilla. The next day, she woke up with a gorilla staring at her. They went to the zoo and blah blah blah. The next morning, her dad called down in a happy mood and asked if she wanted to go to the zoo.



That was a short-cut of the story...

I would rate it a 4/5 because it had a very unexpected ending. I think it has got too many secrets that it just became a bit boring. In year 4, we are writing a Part 2 to this story! They're great!

Filip 4B





# What have we been learning in our year groups?

## Year 5

In school, we are reading the book 'Coraline'. It is about a girl named Coraline and her life is really boring. Her parents don't have time for her and tell her to do all sorts of boring things like count all the windows in her flat, just so she can leave them alone. One day, she finds a wooden door in her drawing room and decides to go through it. What will be through the door??? Who knows!

Last time, in our English lesson, we made two characters: a good one and a bad one. My good character was called 'Invisible Girl' and my bad one was called 'The Guard' who had a sidekick called 'The Eater'. We all had lots of fun making the characters!


Kinga 5B



In Art, Year 5 have been learning about Islamic Art. Islamic Art is Art that has a lot of patterns that make small and big flowers. As a year 5 child, I like Islamic Art because the patterns are nice and pretty.

It is hard to draw but once you have done it, it is quite easy. These art pieces are decorated with all different colours. You might find them on rugs, walls of churches and ancient buildings. Some art is older than 100 years old and has not been touched.

Pippa 5B





# What have we been learning in our year groups?

## Year 5

### Earthquakes

In Geography, we learnt about Earthquakes.

We learnt:

How many people died?

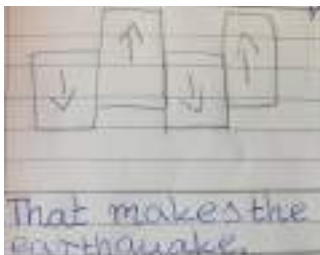
Where were these earthquakes?

When was it?

On Thursday, we wrote a newspaper report about an earthquake that happened in some countries. In some countries after the earthquake, there were monstrous tsunamis.



## The Earthquakes in Japan



At night, there was a very famous earthquake. It was in Japan where I lived. When I was sleeping, I heard silence, I heard nothing. Nothing at all. JUST SILENCE. Who would like to have an earthquake?

It was the worst time ever in my whole life. In Japan, my parent's house was ruined by the famous EARTHQUAKES.

After the earthquake, a TSUNAMI hit. A tsunami is a huge giant wave.

It even damaged the whole road where I lived in a huge beautiful house. That was the best place I ever had when I lived there.

11<sup>th</sup> March 2011 in Japan

Weronika 5B



# What have we been learning in our year groups?

## Year 6

We have been learning about World War 2 in History and English. We held a History Exhibition where each of us presented our own research project to everyone else in Year 6. This was really fun! However, our learning of WW2 has rubbed off in our Art too. Everyone knows that one of the most famous parts of World War 2 was The Blitz. The Blitz was when German would drop bombs all over London with the most populations. This inspired us to do a piece of Artwork. The art was very simple but looked very effective. We used paper and marbling ink to create the background and then we got BLACK PAPER and with a pencil, drew an easy to cut silhouette of London. If you want to look at our work, you can see it on display in the Year 6 corridor!



Petrified remains



In Science, we have been learning about fossils. Fossils are formed deep underground and normally, when I think of fossils, I think of dinosaurs!! BUT, dinosaurs aren't the only things that turn into fossils. Many other extinct animals are fossils too.

Do you know how they are formed?

A fossil when an animal dies or becomes extinct and the remains (which are hard bones) are left lying on the ground and are covered by leaves, mud, earth and more stuff like that. After a long time, the remains are well underground and the Earth starts to change (by change I mean move around). After hundreds of years, the remains are **petrified**. This means turned to stone! Centuries later, **paleontologists** dig them up and study them so we can learn more about the animal.

Ruby 6J





# What have we been learning in our year groups?

## Year 6



### English

Good morning St Joseph's. Today, in The Saint, you will get to know what Year 6 have been doing in English. We have been learning all about suspense, or as you might say it – 'DRAMA'. To start, we described a setting of a forest and made it into a short but exciting extract, full of techniques that create tension. We have also been watching 'Alma' and writing our own first person recount of it, just with more of Dum Dum Duuummmmmmm!!!! All of the children liked doing this as we liked making our own suspense-themed extract. Here is an extract of Alma taken from each class...

Brian 6J

*As the untouched, peaceful and crisp snow began to drift away, the snowflakes, which created a soft bed on the rooves of the houses, tumbled towards the ground. Graciously, I danced, missing each flake, wondering why the street was so abandoned; where was everyone?*

*I continued to dance until I saw a wall. Enthusiastically, I ran to it. What was on t? People's names, I thought. Drawn to write my name, I saw something out of the corner of my eye. A piece of chalk buried in the snow. So I took it. I gently scribed my name – Alma. A chill went through my bones. What did I do?*

*I dropped the chalk. As I was admiring my name, I heard an ear-splitting, metallic sound. Not knowing what to do, I turned around. In the shop behind me, there was a doll staring at me. A doll which looked just like me. The same pink gilet and small button nose.*

Ruby 6J





# What have we been learning in our year groups?

## Year 6

*I pressed my face against the grubby window to find it, but I couldn't see through the dirt. Everything was still. Silent. Desperately wanting to go inside, I frantically tugged and shoved the antique looking door. It was locked. I tried my best to open it but it wouldn't budge. Not a single bit. Creak! The door began to open. Cautiously, I peered in. The walls had been covered in dolls. Each one unique – but all with lifeless looking eyes that seemed to be following me. A shiver of fear fell down my spine. Full of unease, I stepped into the eerie shop. It had a musty sort of smell, like my attic. Everything was encased in a thin layer of dust. But where was my doll?*

**Isabelle 6I**



*I searched to find my doll that had just vanished. There were hundreds of dolls which gave a menacing stare while I walked around the shop. I found it. I got closer and closer. Climbing on an old sofa, I came closer. Then, I touched the doll's nose... Suddenly, I heard distant screams of children while the cackling of dolls stopped. I saw an abyss with images of flashing lights and dolls popping up every now and then. I struggled to scream. The voice. The images. The cackling. But then...*

*I went to move. I couldn't. It felt like I was rooted like a small tree on a shelf. I WAS the doll.*

**Alan 6B**





# Nursery



LOOK what we're  
LEARNING!





# Reception



LOOK what we're  
LEARNING!





# Year 1

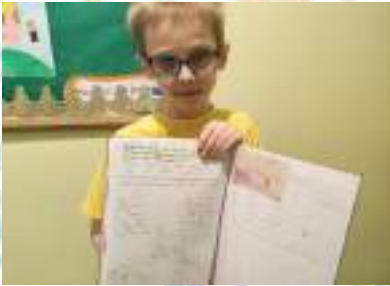


LOOK what we're  
LEARNING!





# Year 2




LOOK what we're  
LEARNING!






# Year 3




LOOK what we're  
LEARNING!





# Year 4



**LOOK** what we're  
**LEARNING!**






# Year 5



**LOOK** what we're  
**LEARNING!**





# Year 6



LOOK what we're  
LEARNING!





# Year 6 were evacuated!



Hi everyone – this is **Brian** and **Ola** speaking, from **6J**.

On 24<sup>th</sup> March, the whole of year six time travelled all the way back to 1939. We were invited to come into school dressed as evacuees so we dressed in clothes which children would normally wear at this time (t-shirts, shorts and trousers, skirt and dresses). We had our gas masks all ready for departure and our name tags too. Don't be surprised, but the teachers also dressed up! We had soo much fun!

On evacuee day, the first thing we did was replying to 'Aunt Nancy's' letter. Before this lesson, each of us were given a woman's job role and we had to research it in detail – I got a factory worker! Then, we answered all of Aunt Nancy's questions about our job into our History books.

After break, we lined up and took a trip to Hanwell Train Station. We re-traced the steps that children from St Joseph's would have taken during their evacuation – we learnt about this when we looked at our school log book. When we were there, we took lots of photos and walked through the tunnel pretending we were saying goodbye to our parents. At 11:30, we received a letter from Winston Churchill addressing us. We had to figure out a way to free 4000 troops from Dunkirk in a mission called Operation Dynamo. We had three mission to complete.

Choose which boats to use (making sure we do not leave anyone behind)

Calculate how long it will take them to get there ( $\text{Distance} / \text{Speed} = \text{Time}$ )

Work out if each section had enough money in their budget to equip each soldier.

Once this was done, our mission was complete ☺





# Year 4 liturgies




## 4B liturgy

In our liturgy, we are going to be acting out the Story of the Last Supper. The Last Supper is based on how Jesus dies and how he has his last supper with his disciples. On the morning of the Passover, the disciple asked Jesus where to prepare to celebrate the Passover feast. Jesus said to them to find a man who is carrying a jar and follow him into the house. That is where to prepare for the Passover. The disciples did as he asked.

In Part 2, we act out when Jesus and some of his disciples go into the Garden of Gethsemane. The disciples' feet were dirty. Jesus realised. So he to go and grab water and a wet towel. He acted like a servant because he was going to wash their feet. In the garden of Gethsemane, Judas and his guards took Jesus so he could get crucified.

In Part 3, some people saw Peter and asked him, "Are you a friend of a very important person?" Peter said, "Who are you talking about?" The people said, "We saw you with him". One of the people said, "Tell us who you are!" Peter didn't know what to say. He knew Jesus so he walked off and started to cry.





# Year 4 liturgies



## 4C Liturgy

Our liturgy is all about Palm Sunday. There are 4 scenes in total and it is very exciting for 4C to do our liturgy first in the year group. It is about a blind man who was healed. Our second scene is about Lazarus in the tomb and the third is all about Jesus coming on a donkey; finally, the fourth scene is about the money changers. Look at the Year 4 Class page to watch our liturgies.




## 4S Liturgy

This year, we are acting out the Easter story. The Easter Story is about how Jesus rose from the dead after being crucified on the cross. This is a miracle for everyone. This is why we celebrate Easter Sunday. Easter Sunday is not about the chocolate eggs or the Easter Bunny. It is about how Jesus rose from the dead and is now in heaven with the Lord. Jesus died for our sins.







# Year 6



The Way of The Cross is also called The Stations of The Cross and is a series of 14 stages in the passion of Christ from his condemnation by Pontius Pilate to his entombment. The Way of The Cross goes up to the stage where Jesus is taken into the tomb, laid down and covered in incense. These 14 stages are crucial in the Bible.

Fain 6J





# St Joseph's Day

Friday 19<sup>th</sup> March 2021

Friday 19<sup>th</sup> March 2021 was St Joseph's Day. We did a series of fun activities to celebrate and learn about St. Joseph and how he looked out and protected Jesus and Mary. We also learned that he put trust in God and allowed him to guide his life. We also had mass to know how important Joseph was in the Bible. He had the gift to trust and be guided by God. We reflected and thought about how important letting God in our lives and letting him light our path. In Art, we made stained glass windows which showed St Joseph's role. The day was full of activities that we really enjoyed.

Eddie 5S



Year 1



Year 5




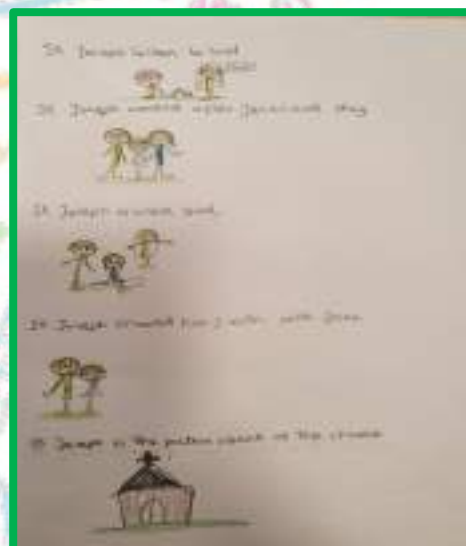
Year 3



Year 5



Year 6



Year 2



# St Joseph's Eco-Week


The week after the Easter holidays, week commencing 19<sup>th</sup> April, will be Eco-Week. Get ready to take part in lots of exciting activities!

See some examples below.

**Eco Code**

**Arts  
& Crafts**

**I ♥  ORIENTEERING**





## St Joseph's Eco-Week-W.C. 19<sup>th</sup> April 2021

On Wednesday 21<sup>st</sup> April, children in Years 3-6 will need an old t-shirt to make a reusable shopping bag. Please bring your t-shirts into school by Tuesday 20<sup>th</sup> April in preparation for this activity.

On Thursday 22<sup>nd</sup> April, Earth Day, every year group will be putting on a fashion show. However, this is no ordinary fashion show! This fashion show will be called 'Save the Earth'. All children and staff will come to school wearing their outfits which need to be made from recyclable or natural materials e.g., newspaper, old magazines, crisp packets, old CDs, leaves, twigs, plastic bags etc. Please see some pictures below for some inspiration. You can either make a whole outfit or you can make part of an outfit e.g., a t-shirt or a skirt. Why not try to recycle old clothes as part of your outfit as well?





# National Day of Reflection

## 23 March

Tuesday 23rd March marked the 1-year anniversary of the UK's first lockdown. It was a national day to remember those who have died during the pandemic, and to show support for everyone who has been bereaved. In school, we lead a short reflection in the morning to pray for all those who have been affected over the last year. We also held a moment silence at midday. Each class was given some daffodils to display in class as a symbol of hope for a brighter future ahead.






# GUESS THE TEACHER!



1 Miss Smith



2 Mrs. Whybrew



3 Miss Murphy





# Easter Jokes



What shouldn't you  
tickle an Easter egg?  
Because it might  
crack up!

How does the Easter  
Bunny stay in shape?  
With lots of egg-  
cercise.

Christmas comes before  
Easter in one place  
only—where is it? The  
dictionary!

Why couldn't the duck  
work for the Easter  
Bunny? He kept quacking  
the eggs.



# Games and Puzzles

## Easter Word Search



E N B M E C H I C K B  
D E U A T E O E O A J  
A L N R A E E E S L E  
F D N S L E R K E E L  
F B Y H O W E S G N L  
O O T M C T T G N E Y  
D N U A O R S G I D B  
I N L L H E A E R A E  
L E I L C F E M P R A  
S T P O T N U H S A N  
E E S W K T A E O P S

EASTER  
MARCH  
MARSHMALLOW

BUNNY  
JELLYBEANS  
CHICK

BASKET  
TULIPS  
PARADE

EGGS  
CHOCOLATE  
BONNET

SPRING  
HUNT  
DAFFODILS





# Games and Puzzles

## Easter



### Across

1. The main ingredient in Easter eggs. (9)
4. The shape of an Easter egg. (4)
7. This is used to collect Easter eggs. (6)
8. The season when Easter takes place. (6)
9. The animal who is said to deliver Easter eggs. (5)

### Down

2. Special Easter cakes. (3,5,4)
3. The week before Easter Sunday. (4,4)
5. The day that Jesus died. (4,6)
6. Jesus was nailed to this. (5)
7. A special Easter hat. (6)






# Games and Puzzles

## Easter Egg Maze

Help me find my mother!





# SPRING

## Competition



Send in your Easter creations to  
appear in the next edition of  
The Saint  
[thesaint@stjosephs.ealing.sch.uk](mailto:thesaint@stjosephs.ealing.sch.uk)





# Would you like to share something?

If you have an idea for an article or you wish to share some different information to include in our school newspaper, please e-mail your ideas to:

[thesaint@stjosephs.ealing.sch.uk](mailto:thesaint@stjosephs.ealing.sch.uk)



Thank you very much to everyone who contributed to this issue 😊