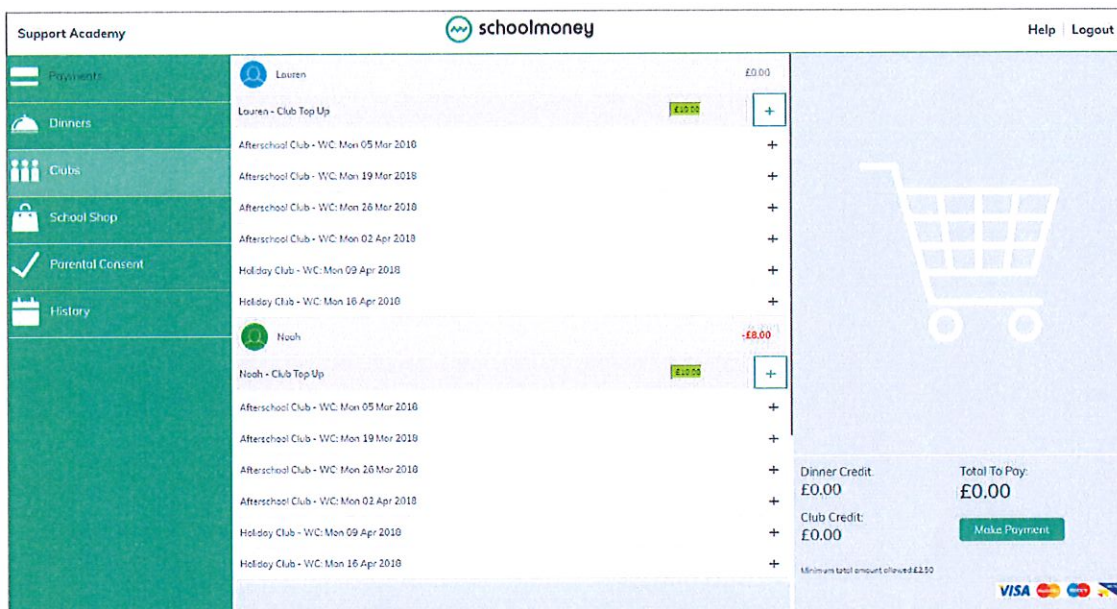


4. Clubs

4.1 Club Top Up

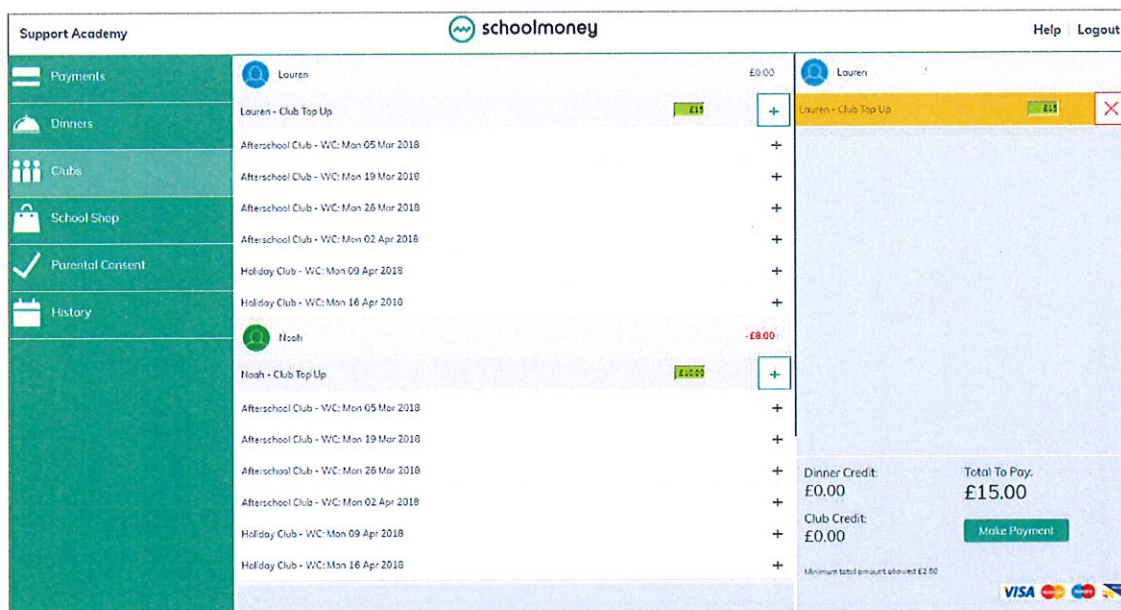
If your school asks you to top up your child's club account then this will be found in the Club section of the options menu.



The screenshot shows the 'schoolmoney' app interface. On the left is a navigation menu with options: Payments, Dinners, Clubs, School Shop, Parental Consent, and History. The main area shows a list of transactions for two children: Lauren and Noah. For Lauren, there is a 'Club Top Up' transaction with a green box containing '£2.00' and a plus sign. Below it are several 'Afterschool Club' and 'Holiday Club' transactions. For Noah, there is a 'Club Top Up' transaction with a green box containing '£1.00' and a plus sign, followed by similar club transactions. On the right side, there is a shopping cart icon and a summary section showing 'Dinner Credit: £0.00', 'Club Credit: £0.00', and 'Total To Pay: £0.00'. A 'Make Payment' button is visible at the bottom right.

When you click on Clubs it will come up with a screen that shows your child's club balance with the option to top up below.

To top up, change the cost in the green box to the amount you would like to pay and click the + sign. This will add the cost to the total at the bottom of your screen, as well as your basket.

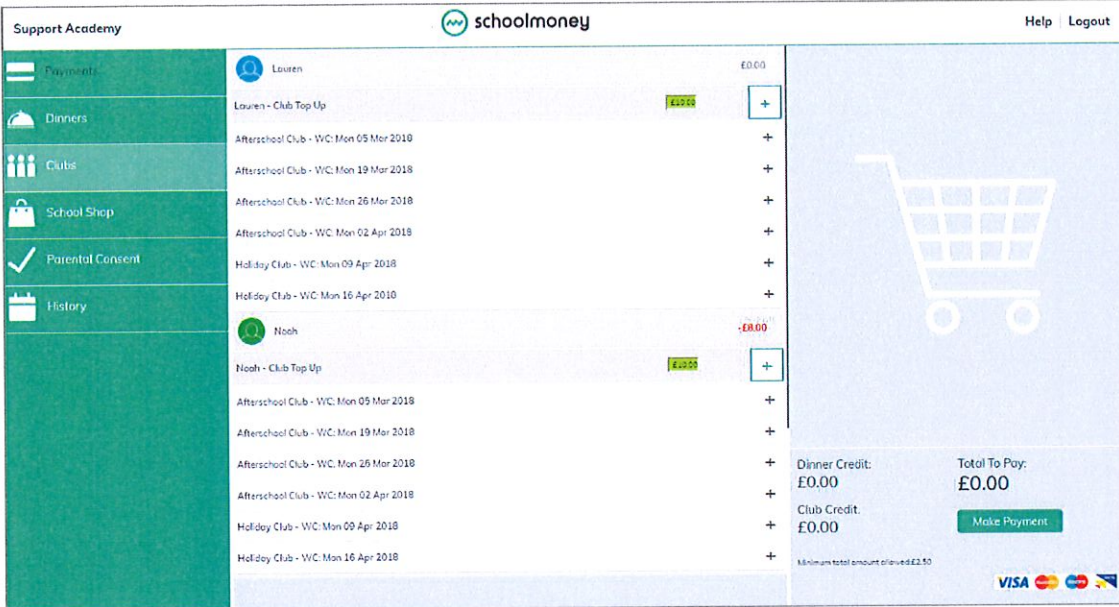


This screenshot is similar to the previous one, but the 'Club Top Up' amount for Lauren has been changed to '£15'. The 'Total To Pay' at the bottom right is now '£15.00'. Additionally, a yellow notification banner at the top right of the main area says 'Lauren - Club Top Up' with a red 'X' icon, indicating the transaction has been added to the basket.


4.2 Club Bookings

If your school asks you to pre-book your child's club sessions then this will be found in the Clubs section of the options menu.

Each club that is available to book will appear underneath your child's name and will be listed in date order. They appear on a week by week basis.



- Click on the + sign next to the week you would like to pre-book. This will open the booking and show you the days that are available.



Afterschool Club - WC: Mon 19 Mar 2018	
Monday	0 ▼
Tuesday	0 ▼
Wednesday	0 ▼
Thursday	0 ▼
Friday	0 ▼
Total £0.00 Reserve Now Add To Basket	

- Click on the drop down box next to the day you would like to book and choose the session you need.

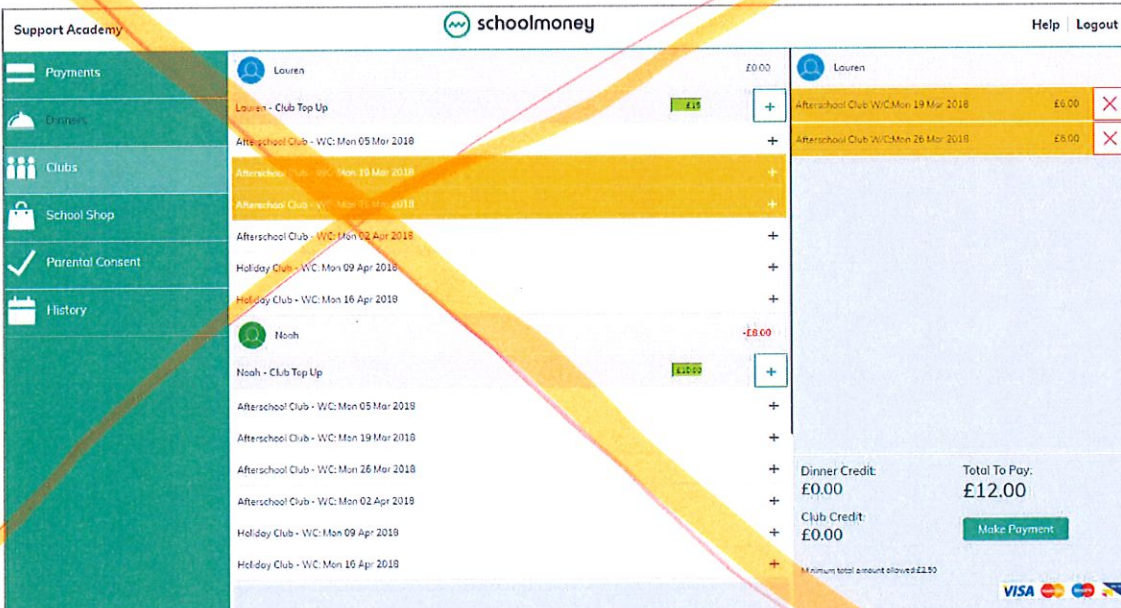
Afterschool Club - WC: Mon 19 Mar 2018

Monday	1 - £2.00 (1 hr)
Tuesday	1 - £2.00 (1 hr)
Wednesday	0
Thursday	1 - £2.00 (1 hr)
Friday	0

Total £4.00

- Once all sessions have been chosen, click 'Add to Basket' or if available and you do not want to pay yet, 'Reserve Now' in the bottom right hand corner.

Please Note: Reserve Now may not be a feature available when booking. Allowing reservations for sessions without payment, is at the discretion of the school.



The screenshot shows the 'schoolmoney' interface for 'Support Academy'. On the left is a navigation menu with options: Payments, Dinners, Clubs, School Shop, Parental Consent, and History. The main area displays a list of items for two users: Lauren and Noah. Lauren's items include 'Club Top Up' (£15) and several 'Afterschool Club - WC' sessions for March 2018. Noah's items include 'Club Top Up' (£10.00) and several 'Afterschool Club - WC' sessions for March 2018. The right-hand side shows a summary of the basket: 'Total To Pay: £12.00'. Below this, it lists 'Dinner Credit: £0.00' and 'Club Credit: £0.00'. A 'Make Payment' button is visible. The interface also shows logos for VISA, Mastercard, and American Express.

- A pop up box will appear letting you know that the booking has been saved. The club will highlight in yellow to show that it has been added to your basket.
- Repeat for any other weeks you want to book.