

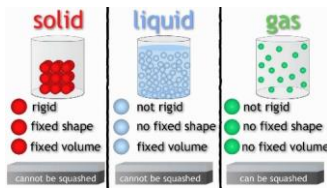
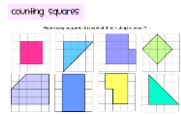



## Core Subjects Overview Year 4 Summer 2019

Subject	Mathematics	English	Science	RE
<p><b>Summer 1: Rainforest</b></p>	<p>Decimals and percentages:</p> <ul style="list-style-type: none"> <li>Recording tenths and hundredths in different ways.</li> <li>Comparing and ordering decimals.</li> <li>Creating number sequences.</li> <li>Rounding decimal numbers.</li> <li>Writing fractions as decimals.</li> <li>Dividing by 10 and 100.</li> </ul>  <p>Measurement: Money</p> <ul style="list-style-type: none"> <li>Recording and comparing amounts of money.</li> <li>Rounding money to the nearest pound.</li> <li>Problems involving money and addition, subtraction and multiplication.</li> </ul>  <p>Measurement: Mass Volume &amp; Length</p> <ul style="list-style-type: none"> <li>Measure mass and volume.</li> <li>Convert units of mass and volume.</li> <li>Measure height and length</li> <li>Convert units of height and length</li> <li>Measure perimeter in cm and mm</li> <li>Solve problems in measurement.</li> </ul>	<p>Narrative: Stories from another culture.</p> <ul style="list-style-type: none"> <li>Create complex sentences with adverb starters.</li> <li>Use commas to mark sentences in complex sentences.</li> <li>Use fronted adverbials for when, using correct punctuation.</li> <li>Use fronted adverbials for where, using correct punctuation.</li> <li>Use inverted commas and other punctuation for direct speech,</li> <li>Develop setting and characterisation.</li> <li>Plan and opening paragraph which combines setting and characters.</li> <li>Proof read and check for errors.</li> </ul> <p>Non-Fiction: Persuasive Writing Holiday Brochure:</p> <ul style="list-style-type: none"> <li>Use noun phrases and expand these to add detail to writing.</li> <li>Use apostrophes for singular and plural possession.</li> <li>Fronted adverbials for where and when with commas after them,</li> <li>Use pronouns for precision</li> <li>Paragraphs to organise writing with images and captions.</li> <li>Persuasive language effects.</li> </ul>	<p>Material Properties: States of Matter:</p> <ul style="list-style-type: none"> <li>Is it a solid or a liquid or a gas?</li> <li>Grouping everyday objects into these groups. Include exceptions eg toothpaste, sugar, sand.</li> <li>Describe solids, liquids and gases – definition, true false statements.</li> <li>Do all liquids have the same runniness?</li> <li>How much gas (air) is in a sponge?</li> <li>Are all gases the same?</li> </ul> 	<p>New Life:</p> <ul style="list-style-type: none"> <li>Each of us, by the way we live our lives, the way we treat others, and by our words and actions, show if we have an attitude of service.</li> <li>Christians believe that the Spirit of God is active in each person and, in a special way, in the community of believers, which is the Church. It is the work of the Spirit to enable people to hear God's message and to live Jesus' way of service.</li> <li>The topic is brought to life through the story of Pentecost and listening to scripture to understand the opposites feelings and the effect of the Holy Spirit on their lives.</li> <li>This leads to exploration of how the spirit effects our lives today.</li> </ul>
<p><b>Summer 2: The Terrible Tudors</b></p>	<p>Measurement: Area</p> <ul style="list-style-type: none"> <li>Find area by measuring the surface area.</li> <li>Find area by counting squares.</li> <li>Calculate area by using multiplication.</li> <li>Measure area using shapes in different orientations.</li> </ul>  <p>Geometry: Properties of shapes.</p> <ul style="list-style-type: none"> <li>Identify and compare angles.</li> <li>Classify triangles.</li> <li>Classify quadrilaterals.</li> <li>Identify and draw symmetrical figures.</li> <li>Identify lines of symmetry.</li> <li>Sort shapes.</li> </ul> <p>Geometry: Position, direction and movement.</p> <ul style="list-style-type: none"> <li>Describe position.</li> <li>Plot coordinates.</li> </ul>	<p>Narrative: Stories with a historical setting.</p> <ul style="list-style-type: none"> <li>Complex sentences with adverb starters – commas to mark clauses.</li> <li>Fronted adverbials for where and when with commas after them.</li> <li>Noun phrases – extended to add detail.</li> <li>Effectively use pronouns – for precision.</li> <li>Inverted commas and other punctuation.</li> </ul> <p>Non-fiction: Recount Diary of a Tudor child.</p> <ul style="list-style-type: none"> <li>Improvise and compose dialogue.</li> <li>Use paragraphs to organise writing.</li> <li>Write in first person.</li> <li>Proof read and check for errors.</li> </ul>	<p>Material Properties: States of Matter</p> <ul style="list-style-type: none"> <li>Introducing temperature – can you guess how hot or cold it is – how do we measure temperature?</li> <li>Data logging – temperature of ice and how it changes as it melts, recording the changes in temperature.</li> <li>Using thermometers to check temperature around school and grounds.</li> <li>Effect of temperature on water – describing changing state of water.</li> <li>Observing over time changes in snow, ice and water, looking for a pattern.</li> <li>What happens when we heat water? Water, to gas, to water.</li> <li>Investigate evaporation, then condensation.</li> <li>Make links between this and the water cycle – look at how this affects climate/weather in the rainforest.</li> </ul> 	<p>Building Bridges and God's People:</p> <ul style="list-style-type: none"> <li>Building Bridges leads the children through exploration of their own friendships and what to do when things go wrong. This leads to an examination of conscience, accepting responsibility for wrong doing and how we can be reconciled with one another and God.</li> </ul> <p>God' People:</p> <ul style="list-style-type: none"> <li>Begin to have a deeper understanding of how other children live in poorer countries. Children explore what is similar and different in their lives.</li> <li>Through looking at other people we can see what God is like – Read Pope Benedict's assembly, look at the work and life of Oscar Romero.</li> <li>From his story explore how we are called to be saints.</li> </ul>

## Creative Curriculum Overview Year 4 Summer 1

Art: Using a variety of graded pencils, pastels, oil pastels to create backgrounds and line drawings of the rainforest. Using collage materials - tearing, overlapping to create effects to represent the rainforest.

Science: States of Matter: sort and describe everyday solids, liquids and gases. Carry out investigations to explore how temperature affects these materials. Draw, label and describe the water cycle.

Visits/Visitors: Building shelters in the Garden of Eden.

### Topic Title: Rainforest



**Why are the rainforests important?**

Music: Charanga music scheme  
Blackbird - the Beatles followed by work on the music of the Beatles.

Geography: Name and locate rainforests of the world. Identify tropics of Capricorn, cancer and equator. Describe and understand climate zones, biomes and land use.

Computing: Data logging- temperature over time (link to science)

Digital research - rainforest as a holiday destination - key questions, effectiveness of these. Refine where necessary.

PE: Creative Games

## Creative Curriculum Overview Year 4 Summer 2

Art: Tudor portraits. Line drawing - oil paints.

DT: Design and make Tudor purse/crown.

Geography: Locate cities of England - key palaces in Henry's reign. European countries in alliance with England - locate on map and label.

Science: States of Matter: sort and describe everyday solids, liquids and gases. Carry out investigations to explore how temperature affects these materials. Draw, label and describe the water cycle.

Topic Title: Terrible Tudors



Why was Henry VIII so important to British history?

Computing: Database - Kings and Queens of Tudor times.

PE: Field games - cricket, rounders.

History: Tudor Time line. Kings and Queens. How Henry VIII became king. Life in Tudor times - medicine, homes, leisure.

Music: Charanga music scheme - Glockenspiel.

Visits/Visitors: Astley Hall visit to learn more about Tudor way of life.