

Reception Summer term homework grid

Complete these activities at home, and please bring in or send photographs on Class Dojo of any activities that you complete.

Number bonds to 10. (Maths)

By the end of the year, children need to know the pairs of numbers that make 10.

Practise finding these pairs of numbers all around the house.


Make a 10 frame on the carpet and ask the children to tidy toys away 1 at a time.

"You have 10 pieces of lego to tidy away." put 4 away. How many do you have left? How many are on the 10s frame still to be put away?

Let's go on a journey

A journey stick (also known as a story stick or nature stick) is a memory of a nature walk, featuring items collected whilst on a walk. These might be things like leaves, twigs, flowers, feathers, or anything else natural that you find along the way.

Can you then use your journey stick to retell the journey you made?



Princes and Princesses

Design a castle fit for a prince or princess. Find some junk items to create your castle. You might even want to paint it and add more decorations!

Think carefully about what materials you want to use to join your junk modelling together.



Assault course

Make your own assault course in the house or in the garden, or go to a park and create your own route around the play area.




Think of all the different ways you could travel around your assault course. How fast can you complete it?

Can you beat your own time?

Real life superheroes

Create a vehicle for our superheroes using junk modelling materials. This could be a fire engine, an ambulance or a police car.




Places of worship

Go for a walk around Blackburn and find different places of worship.

What did you find?

Can you find:-

- A church
- A mosque



What do these buildings look like? Can you draw a picture of what you can see?