

Dear Parents

Your child will soon be starting school and entering a totally new world!

To make the move from home to school as smooth as possible for both you and your child, we need to work together to ensure that your child is happy, confident and secure about joining us at St. Luke and St. Philip's.

It is only when home and school work together that children gain the fullest benefit from their education and it is hoped that children and their parents will look upon St. Luke and St. Philips Church of England Primary Academy as their school and feel welcome at all times.

We look forward to meeting you soon.

Yours sincerely

The Staff of St. Luke and St. Philip's CE Primary Academy

## **CLOTHES**

Your child will wear the St Lukes and St Philip's uniform whilst they are at school:

- Red sweatshirt with school logo
- White polo shirt with school logo
- Grey skirt or trousers
- Grey tights in winter
- Plain grey, or white socks
- Black shoes with Velcro (not laces please)
- White t-shirt for PE
- Black shorts for PE
- Black slip on (or velcro) pumps for PE
- Please ensure you buy a PE bag and school bag from school

**Please put your child's name in all their school clothes and PE kit and footwear.**

School uniform can be purchased from Whittakers Schoolwear:

<https://www.whittakersschoolwear.co.uk/product-category/blackburn/st-luke-st-phili-ps-c-of-e-primary-school/>




Before your child starts school:

- Please teach your child how to dress and undress themselves independently, because your child will need to get changed into different clothes for PE (it is safer and healthier)
- Show your child how to fasten and unfasten zips and buttons.
- No jewellery should be worn including earrings
- Long hair must be tied back

## **DINNER TIME**

Your child can:

- ☺ have a school dinner
- ☺ bring a packed lunch



We discourage children from going home for their dinner as this can be a time that they form new friendships.

Children who have packed lunches should be able to open the packaging within it – such as yoghurts.

**Children who have a school dinner need to know how to use a knife, fork and spoon.**



Our school dinners are supplied by Mellors. Food on their menus are suitable for all children.



Young children are helped to choose by the Welfare Assistants who look after them at dinner time.

**ALL** Reception and Key Stage 1 pupils will be entitled to a 'Universal' Free School Meal under the Government incentive.

### **BREAKFAST CLUB**


Breakfast club is available to all children, Monday to Friday from 7.50am. It costs 50p per day, or 25p for children who are in receipt of Pupil Premium funding. At the end of breakfast club, children will be taken to class for the start of their school day.

The logo for 'magic breakfast' is located in an orange square. It features the words 'magic breakfast' in a white, lowercase, sans-serif font, with 'magic' on the top line and 'breakfast' on the bottom line. Below 'breakfast' is the tagline 'fuel for learning' in a smaller, white, lowercase, sans-serif font.

**Please ensure that you still register for Free School Meals if you are in receipt of benefits as this will also entitle your child to Free Milk, and the school will receive Pupil Premium funding which helps with the level of support your child could receive.**

### **SNACKS**

Every day all infant children receive a piece of fruit under the Government's free fruit scheme.



Fresh, cooled water is available to the children at all times.



## **SCHOOL MILK**

During snack time your child can have a small (a third of a pint) bottle of milk.

## **OUTDOOR PLAY**

The children play outside in all types of weather.

They are supervised by a member of staff at all times.

Please ensure that your child's outdoor clothing reflects the type of weather each day.

Your child will need **a warm coat, a pair of wellies, gloves and a hat** (all named please) to play outside when the weather is cold.

We encourage independence and for your child to be able to put on and fasten their own coat.


*Please note that wellies should remain in school at all times.*



## SELF CARE

### TOILET

It is very important that your child can use the toilet and wash their hands by themselves.



**Make sure that your child knows how to ask the teacher when they need to go to the toilet. They need to know how to take themselves to the toilet without any adult help and manage toilet routines on their own.**

If your child is still struggling with toilet training, contact your health visitor now for support and guidance so there is time to solve the problem before they begin school.

### USING A TISSUE


Introduce your child to the routine of 'catch it, bin it, kill it, - catching their sneeze or runny nose in a tissue, putting it in the bin straightaway then washing their hands to kill the germs. Some children find nose-blowing difficult, so play games to



practise nose control – blowing a feather into the air for example.

## **TIDYING UP**

Get your child into the habit of hanging their coat up, putting their toys away, clearing the table, and so on, to prepare them for doing these things at school. Why not turn it into a game? At St. Luke and St. Philip's we work together as a team to tidy up our classroom, and we help each other!



## **FROM HOME TO SCHOOL**

Starting school is a big step for any child. We want your child to be happy in school.

We want to work with you to help your child settle easily into school life.

**Remember that you are your child's first teacher - you have already taught them many things. We hope that you will continue to help them once they have started school.**



Starting school brings with it lots of different types of change for your child, for example new rules, new classroom, new friends, new adults and new routines. Sometimes children need to prepare to cope with this change.

Try varying your activities at home or whilst you are out and about – take a different route to nursery or shop at a different supermarket.

Talk to your child about simple feelings – this will help them to make friends, share jokes, join in with groups, protect themselves and to let people know what they need.

**happy**



**Sad**



**scared**



**angry**



These are the four basic emotions they need to know. You could help your child by practising what these emotions look like in a mirror, discussing these emotions when you are reading but more importantly when you or your child are feeling a certain emotion.

## **HOME TIME**

It is important for your child and the teacher to know who is collecting them from school.

Please make sure that you come for your child on time as they can become very upset when they have to wait for you.

The journey to and from school is a good opportunity to talk about road safety. Show your child safe places to cross the road.





Please try to walk to school, but if you have to use a car please do not drive into the school grounds.

Cars must be parked outside on the road, away from the yellow zig-zag lines.

**School starts at:**

8:55 every day – please  
remember to be on time!  
Doors open from 8.45am.

**School finishes at:**

3:30 every day



Please be prompt when collecting your child. At 3:30pm the class teachers will provide information about your child's school day and will remind you about future events that are happening in school. If you know you are going to be late collecting your child from school, please contact school **immediately**. Failure to do so will result in school having to make alternative childcare arrangements which could incur a charge.

## YOUR FIRST WEEK CHECKLIST







- ★ Make sure you have practised the school run and morning routine
- ★ Do you know exactly where you need to take your child, and at what time?

- ★ Do you know where to collect your child, and at what time?
- ★ Do you know what equipment they will need for the first few days?
- ★ Do you and your child know where to hang coats and PE kits?
- ★ Does your child know who will be collecting them each day?
- ★ Have you put name labels on absolutely everything?

*Show your child where the labels are and make sure they are sewn or stuck somewhere that is easy for them to find!*

## READ BOOKS ABOUT STARTING SCHOOL

These picture books about going to school may be helpful:



- I Am Too Absolutely Small For School – Lauren Child
- Topsy and Tim Start School – Jean and Gareth Adamson
- Harry and the Dinosaurs Go To School – Ian Whybrow and Adrian Reynolds
- Come to School Too, Blue Kangaroo! – Emma Chichester Clark
- Usborne Sticker Books
- The Colour Monster Goes to School - Anna Llenas

We want your child to enjoy school and their childhood. Try to make play and learning fun and enjoyable for you both.

You cannot force your child to learn things - if you try to you could put them off school and off learning.

Your child will be at school for many years - we want them to be happy years.

Children learn to do things by playing - so play with your child. There are many educational toys that you can buy.

Please do not take your child out of school for holidays. We are unable to authorise any leave. We also ask that any appointments are made after school. Any leave has a huge impact on your child's progress.

We hope that this booklet has answered many of your questions. If there is anything else you wish to know, do please ask!



We use 'Class Dojo' to communicate with parents too. You can share achievements and work that your child has done at home with their teacher.



**The door to our school is always open to parents.**

*Should you have a concern, complaint or comment, please do not hesitate to contact any member of staff. For a copy of the school's complaint procedure please contact the main office.*

*Thank you.*





take turns  
and share  
fairly

get dressed  
and  
undressed

tidy up  
after  
myself

use a knife  
and fork  
correctly

wash and  
dry my  
hands

use the  
toilet by  
myself

use a tissue  
to wipe my  
nose

Please colour each part  
of the caterpillar when  
you can do these things  
by yourself!

