



Art Lesson Year 3

26.2.21

Can I experiment with different materials to create a volcano picture?

Materials you could use:

Felt tips
Pencil crayons
Paint
Chalk
Oil pastels
Tissue paper
Card
Straws
Glitter



Look at the examples of volcano pictures on the next few slides for ideas.

Create a volcano picture

The lava on this painting was created by blowing at the paint with a straw.



Create a volcano picture

This Volcano picture was created using oil pastels.






Create a volcano picture

This Volcano picture has
got tissue paper rocks
spewing out of it and
glitter too!



Create a volcano picture

In these volcano pictures,
the artists have flicked paint
at the pictures to make
them look more dramatic!



Create a volcano picture

This artist has stuck on tissue paper and sweet wrappers to give their art work lots of different textures.



I can't wait to see your pictures!

Don't forget to post
photos of your pictures
on Class Dojo.

