



Monday 1st February 2021

Home Learning

Today's New Learning

- Morning Task- Handwriting/ Spellings of the week
- Maths- Converting between metric and imperial
- SPaG- Explain the Colon
- English- Planning our first paragraph of our text
- Guided reading- Inference questions
- French- Extending our French vocabulary (classroom items)

New Challenge for this week- MUSIC APPRECIATION!

Each week I will pick an artist and I would like you to try to listen to them while you work

This week's artist is- **Elton John**- (We will be listening to him in school too)

Let me know what you think, find a song you like and a song you dislike.



Practice your spellings- If you can print this then please do(Next slide for spellings)

The image shows a series of horizontal lines for handwriting practice. There are four sets of lines, each consisting of a top red line, a middle blue line, and a bottom red line. The lines are evenly spaced and extend across the width of the page.

This week's
spellings!
(Practice
them on the
next slide)

adventurous

nervous

previous

various

famous

poisonous

enormous

curious

outrageous

serious

+

• Maths:

o

01/02/2021

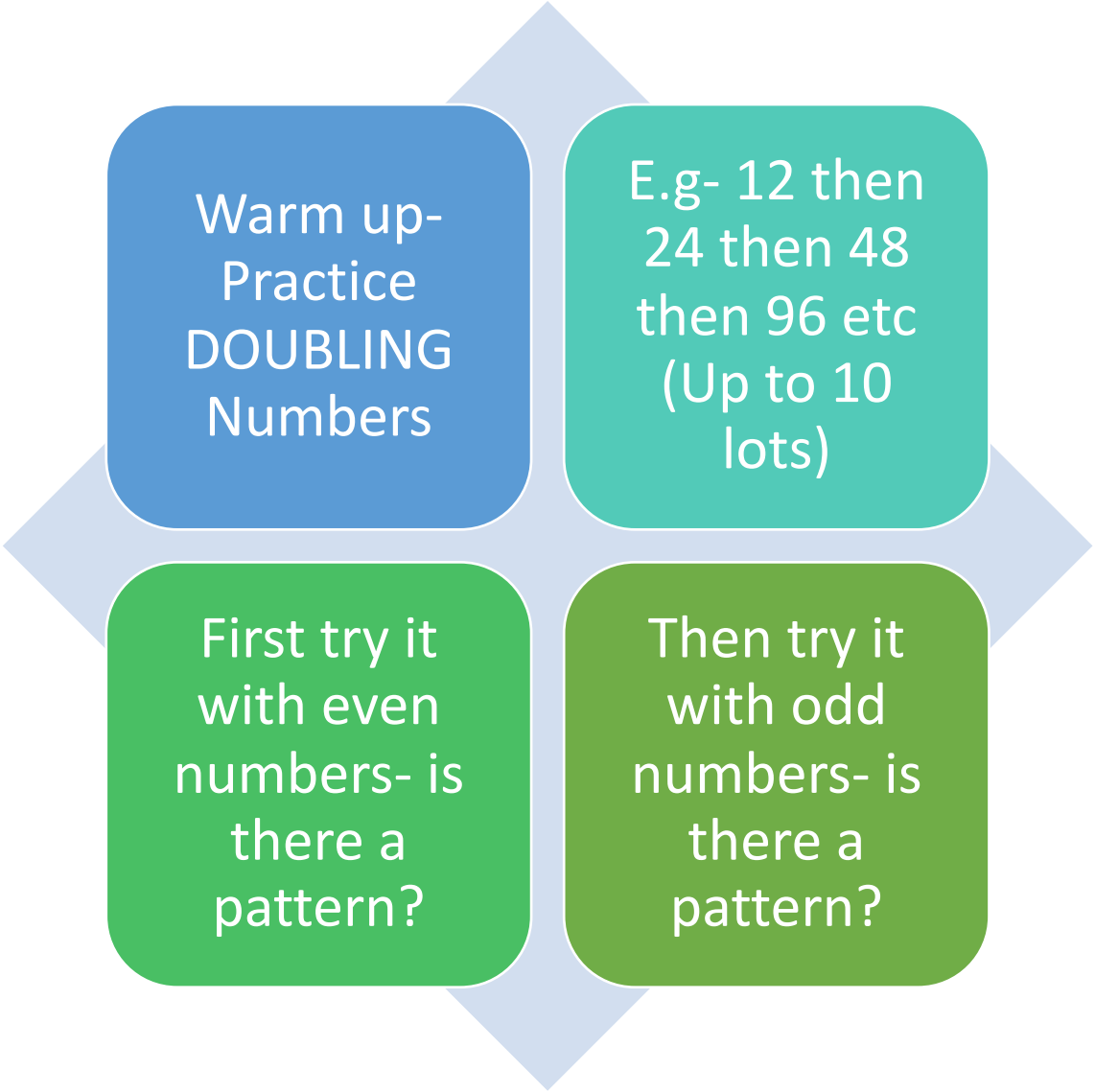
Can I convert
units between
metric to
imperial?

- Warm up- Practice doubling numbers.
- E.g.
 - Start with 16 then double it, 32, then double is 64, then double it 128.
- Try this with an even number first, then an odd, see if there is a pattern?
- (Double it up to ten times then pick a new number)

Maths:

01/02/21

Can I convert
between
metric and
imperial units?




Warm up-
Practice
DOUBLING
Numbers

E.g- 12 then
24 then 48
then 96 etc
(Up to 10
lots)

First try it
with even
numbers- is
there a
pattern?

Then try it
with odd
numbers- is
there a
pattern?



Listen to me here:
Converting Units Video

Converting between metric and imperial units

Try these:

Key Facts-

1 mile = 1.6km

1 inch = 2.5cm

1 foot = 12 inches or
30cm

1 metre = 3 foot

(All rounded)

Give answers to 1 decimal place.

1. a) Convert 12.5cm to inches.

b) Convert 6cm to inches.

c) The longest nose on a living person is 8.8cm. Convert this measurement to inches.



2. a) The largest bubblegum bubble blown has a diameter of 20.3 inches. Convert this measurement to centimetres.


b) Convert 14 inches to centimetres.

c) Convert 7.4 inches to centimetres.

3. a) Convert 51cm into feet.

b) The longest snake ever is 7.3m. Convert this measurement to feet.
(Hint: convert 7.3m to centimetres first, then into feet)

c) Convert 6.5 feet into (i) cm (ii) m.



I think that...

Explain which ones are right and which are wrong... you can tell me in calculations or words!

12 inches is the same as 12cm	12km= 10miles	50cm= 20inches
2 miles = More than 3km	6km= more than 4miles	200cm= 80inches

Maths- Exit slip (We have used these in school)

You can sketch this grid out in your book (with a ruler). Remember the last column is the important one, explain HOW you complete the calculation!

Today I have learnt	I can show you a calculation of what I can now do	I can explain my new learning in words

SPaG- Identifying the use of the colon

- Find our activity on the next slide!



Colon

The Colon has the power to introduce a quotation, example or explanation.

Add a Colon to the following examples and identify its use:



Ice Man only had one weakness fire.

to explain / to quote / to give examples



Punchy had many powers super strength, super speed and super hearing.

to explain / to quote / to give examples



Fishead had visited many planets Ultron, Numon, Earth and Saturn.

to explain / to quote / to give examples



Gary felt he needed to explain something to Dave that he smelt bad.

to explain / to quote / to give examples



Mudskipper Mick had this to say "I hate hugs, even from a policeman!"

to explain / to quote / to give examples



Jim, who was sobbing at the time, said "I hate using tiny guns, I always break them!"

to explain / to quote / to give examples



I was put upon this planet for one reason to defeat alien bugs.

to explain / to quote / to give examples



Dave found he could only do one thing when he saw the giant tremble in fear.

to explain / to quote / to give examples

+

- English

Monday 1st
February 2021

Can I Plan my first
paragraph of my
Non-chronological
report?

- Today we will be **planning** our first paragraph **NOT** writing it!
- Planning is really important and too often we miss it out, this leads to poor quality writing.
- Follow the lesson on OAK ACADEMY
[\(Click here\)](#)
- Make sure that you pause the video along the way
- You will need your research from the other day (Wednesday Morning)
- **YOU DO NOT NEED TO SEND THIS PIECE OF WORK TODAY (UNLESS YOU NEED HELP)- JUST KEEP IT SAFE!**

Guided reading- Inference!



Today you will need your copy of - A Vanishing of Griffins (From last week). You should have already been through the text and identified any vocabulary that you needed explaining and listened to my feedback.



If you have lost the document, then it is [HERE](#)



Turn to the next slide for your INFERENCE Questions- Remember inferring means suggest, you might not find the 'answers' YOU will have to try to **understand** the text!

Question time!

(Black= questions, Red= How to start your responses)

- What impression do you have of Erner at the beginning of the text? Tell me why. **At the beginning of the text, Erner...**
- What evidence is there that the Mercenaries were poor? Find at least two pieces of evidence. (page 10/11) **I understand that the Mercenaries are poor because...**
- What evidence is there that the Pirates fear no one? (Page 10/11) **The text shows that the Pirates...**
- How can you tell that the Pipers' Council wanted justice? (page 13) **The Pipers' Council strive for justice because in the text..**
- What evidence is there that the king has high expectations? (page 14/15) **I believe that the king has...**

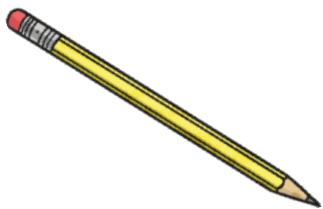
FRENCH- Objects around the room

- In today's lesson you will:
- Revise words that you have already seen and heard
- Extend your French Vocabulary
- Practice spelling/ writing your new vocabulary
- Practice your pronunciation of our new vocabulary



Click play buttons
throughout to hear
phrases and words.

Les objets dans une trousse



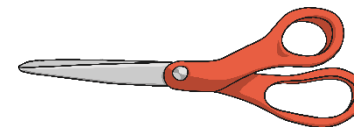
le crayon



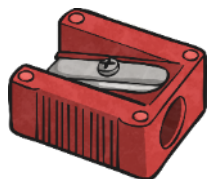
le stylo




le crayon de couleur



les ciseaux



le taille-crayon



la gomme



la règle



la colle



Listen to the pronunciation [HERE](#)

Let's Extend our vocabulary!

- First- Practice reading each of these words (Some are new, some are revision)
- Listen to the pronunciation [HERE](#)
- If you have any post it notes, then go round your house and label them up (ask for permission first)

Classroom Objects

Les objets dans la classe



door
la porte



chair
la chaise



table
la table



cloakroom
le vestiaire



window
la fenêtre



bin
la poubelle



interactive whiteboard
le tableau interactif



paper
le papier



computer
l'ordinateur



chalkboard
le tableau noir



book
le livre



exercise books
le cahier



scissors
les ciseaux



pens
les stylos



pencils
les crayons



bookshelf
l'étagère



paints
les peintures



paintbrushes
les pinceaux



rubber
la gomme



drawers
les tiroirs

Spell it time

- You choose your spelling method (think back to our SPaG Lessons)
- You could just copy them out 3 times each, make word pyramids
- Spell them forwards then backwards etc!
- You can send me this if you produce something awesome!

Classroom Objects

Les objets dans la classe



door
la porte



chair
la chaise



table
la table



cloakroom
le vestiaire



window
la fenêtre



bin
la poubelle



interactive whiteboard
le tableau interactif



paper
le papier



computer
l'ordinateur



chalkboard
le tableau noir



book
le livre



exercise books
le cahier



scissors
les ciseaux



pens
les stylos



pencils
les crayons



bookshelf
l'étagère



paints
les peintures



paintbrushes
les pinceaux



rubber
la gomme



drawers
les tiroirs

SAY IT

- It is time to be brave!
- Record yourself as a video or sound clip pronouncing them.
- The best ones will go on our Blog (if you want them too!)

Classroom Objects

Les objets dans la classe



door
la porte



chair
la chaise



table
la table



cloakroom
le vestiaire



window
la fenêtre



bin
la poubelle



interactive whiteboard
le tableau interactif



paper
le papier



computer
l'ordinateur



chalkboard
le tableau noir



book
le livre



exercise books
le cahier



scissors
les ciseaux



pens
les stylos



pencils
les crayons



bookshelf
l'étagère



paints
les peintures



paintbrushes
les pinceaux



rubber
la gomme



drawers
les tiroirs

Play it!

- You may need your word mat to help you spell the words!

French school equipment Wordsearch

Q D B S R I O R I T H P
T H F W P O U B E L L E
A M O E M T A B L E A U
I L U R U W C Q C F J A
L A I F L I X O W E Ç E
L A I V Ç O L Y T S P R
E Z D C R L G L R I L U
G O M M E E B E E O A B
C A R T A B L E G D C H
C U A E C N I P L R A H
Q X U A E S I C E A R I
E S S U O R T C N Y D M

chair	table	pencil sharpener	desk
drawers	blackboard	ruler	pencil case
rubber	felt pen	exercise book	bin
scissors	compass	sheet of paper	clock
pencil	paintbrush	schoolbag	
pen	piece of chalk	book	
cupboard	slate	glue	