


Welcome to St Maria Gorreti

Reading and Phonics
09/10/23



What will we cover;

- Phonics
- Sound Books
- Reading
- Reading Books
- Top tips- How to support your child with reading



Ss

S

Phonics

Aa

a

- Using phonics is the way we teach children to read.
- We do phonics everyday, first thing in the morning.
- Phonics continues throughout our day, during continuous provision time.
- We will be teaching the children 3 sounds a week.
- There is a specific order that we teach the sounds.

Phonics

- It is important we are saying the sounds clearly and correctly.
- Blending -
 - p i n pin
 - m a p map
 - s a t sat
- Segmenting-
- Phonic fingers



Phonics

- For every letter of the alphabet, we have something to say to help us remember how to write the sound.
- "Around the anchor and down the rope"
- "Slip down the slide" etc

The letter 'e' is shown in a large, black, sans-serif font. A small, brown, cartoonish elf is sitting on a shelf that is part of the letter's structure.

Across the shelf
and over the elf.

The letter 'g' is shown in a large, black, sans-serif font. A black gorilla is standing next to a green vine that is part of the letter's structure.

Go round the
gorilla and swing
from the vine.

The letter 'c' is shown in a large, black, sans-serif font. A grey cat is sitting next to the letter, with its body forming the curve of the 'c'.

Curl round
the cat.

- Phoneme and Grapheme.
- Digraph and Trigraph.



Sound Books




- Each child has come home with a sound book.
- We will stick our new sounds in each week.
- Please spend a few minutes a day with your child to look over the sounds.
- Ensure your child has their sound book in their bags every day.
- We will take them in on a **Wednesday** and give them back out on a **Friday** with the new sounds stuck in.


Phase 2 Sound Book Checklist (Teacher reference)								
s	a	t	p	i	n	m	d	g
o	c	k	ck	e	u	r	h	b
f	ff	l	ll	ss				
as	is	us	his	has	I	to	go	no
into								

Sound Books

- Please encourage your child to get their sound books out on Wednesday morning when coming into school to put in the basket.
- At the front of the sound book there is a checklist- this is for our reference. We will highlight when your child is securely recognising the sounds.
- There are also some words that we will be teaching throughout the year. These might be words that we call 'tricky words' and need to be learnt by sight, or words that we see frequently.
- I, no, go, to, the, into (cannot be read by phonics)
- a, at, as, is, it, in



Reading




- The children have come home with books without words.
- When they are confident at recognising graphemes and blending them together, we will move them onto books with words.
- The books will have words that match the sounds we are learning at school.
- Please aim to listen to your child read everyday.
- When your child has read their book, they can place it in the basket by the door, first thing in the morning and we will change it that day.



Reading

- We will listen to your child read 1:1 at least once a week.
- Please ensure their book is kept in their book bag, even if it doesn't need changing- so we can listen to them read at any chance we get.



Reading Books




Date	Book title and page number	Comments

Click to Expand

- Only place in the box- if it needs changing.
- Children will have a reading diary. It is important that you let us know you are listening to your child read at home.
- Please comment or sign the diary every time you hear your child read at home.
- Encourage smooth reading.

How to support your child at home

- Listen to your child read every day.
- Ask your child lots of questions about what they have read. Eg 'How did..... feel? What do you think will happen next?
- Lots of encouragement and praise
- Play blending games. Eg. Can you get your b-a-g. Put on your c-oa-t
- Encourage your child to label their pictures (only words with sounds we have learnt so far)
- [Phonics: How to pronounce pure sounds | Oxford Owl - YouTube](#)



Thank you for your support!
Please let me know if you have any
questions.

Please continue to read stories to your
children. This will develop a love of reading
which will last a lifetime!

