

# Reading and Phonics Session



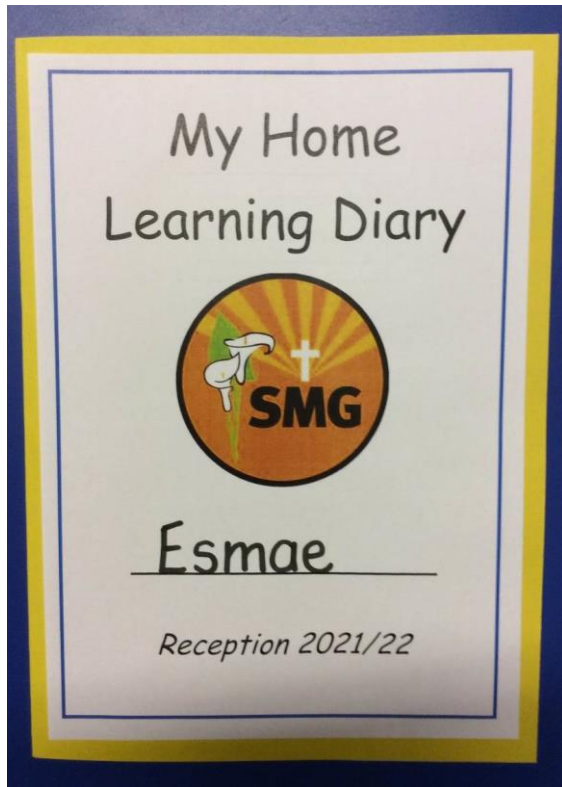
Reception – September 2021

## What we will cover:

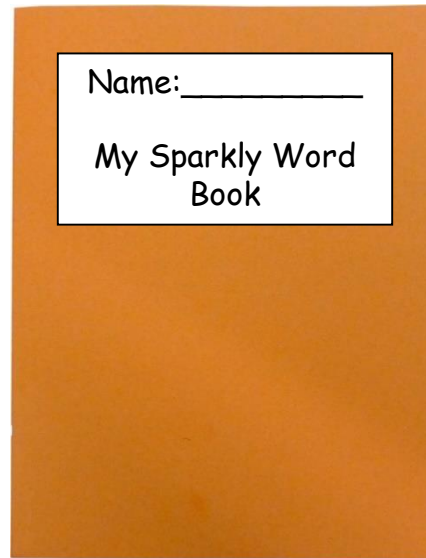
1. Reading pack
2. Phonics
3. Humpty words/Tricky words
4. Guided Reading
5. Top tips - How to support your child with reading

# 1. Reading Pack

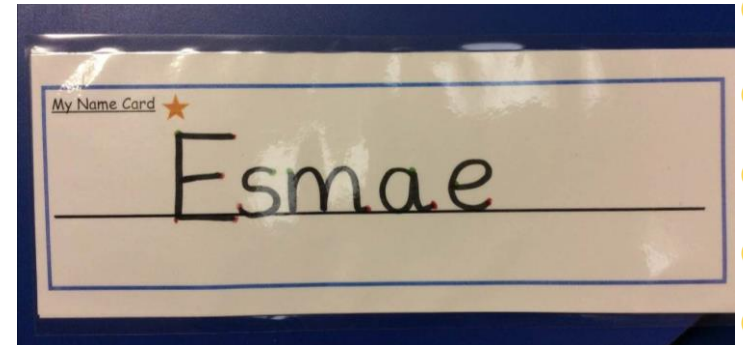
1



2



3



# Home Learning Diary

Date: Wb 27/09

## Our learning...

- Our learning...
- RE - myself and my family
  - making salt dough hearts
  - Black History month - learning all about Mae Jemison and space
- Number of the week - 1

Number of the week - 1

Reminders:

- \* Please make sure your child brings their book bag everyday.
- \* Reading/Phonics meeting
- \* Tuesday 5<sup>th</sup> October

Children's comments:

Parent's comments:

My Teacher says:

What a super week we have had. I loved hearing all about your family and who lives in your house!

Phonics Sounds: S

Handwriting Rhymes:

S - Slither down the snake

### Home Learning Challenge

Can you find something in your house beginning with S? Can you write the letter S?

## Reading Record

Book Title:

Please date, write a comment and sign your name every time you read with your child at home.

This image shows a single sheet of white paper with horizontal blue or grey ruling lines. The lines are evenly spaced and run across the width of the page. There is no handwriting or other markings on the paper.

# Reading Pack


- Must come to school EVERYDAY in your child's blue bag
- In the morning your child will take it out of their bag and put it in our reading boxes by the classroom door
- We will listen to your child read 1:1 at least once a week
- Please read with your child at home everyday for 15 minutes





## 2. Phonics

### Phase 2 Sound Mat



Let's read the words using our phonics...

pin

p i n  
● ● ●

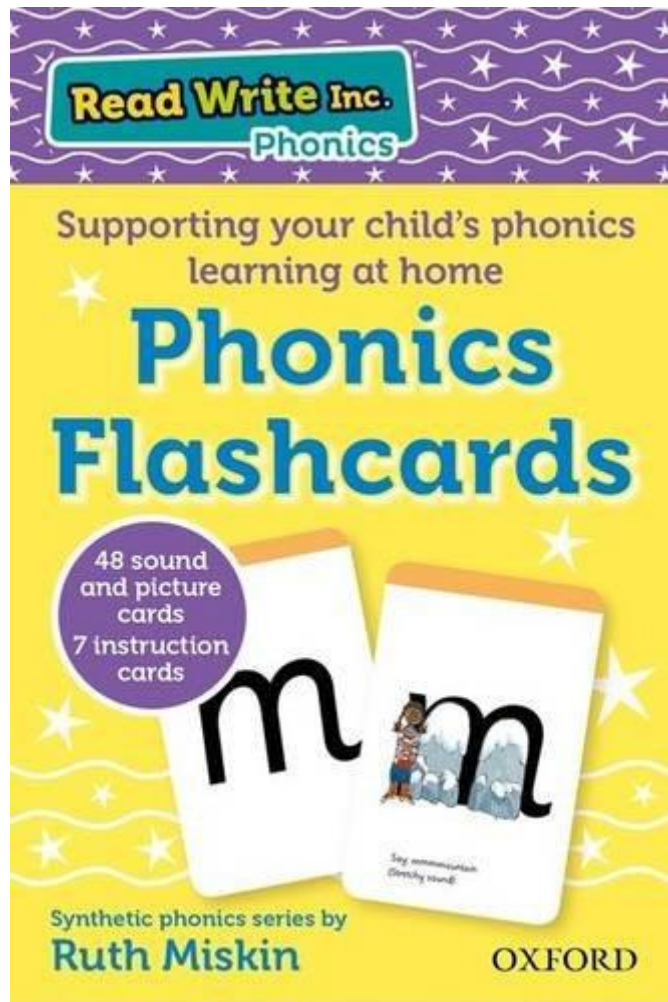
map

m a p  
● ● ●

sat

s a t  
● ● ●

# Sound cards – £5 per pack





# 3. Humpty words/Tricky words

## Humpty Words

- These are high frequency words
- Words we read in books all the time

Set 1
a
at
as
is
it
in

## Tricky Words

- Words your child cannot sound using phonics
- We have to read them by sight!

I	no	go
to	the	into

# My Sparkly Word Book

Name: \_\_\_\_\_

## My Sparkly Word Book

### Humpty words

Your child needs to learn to read the words. When you think your child can read the word, put a tick next to it. An adult in school will check if your child can read it and when we are confident your child can read the word, we will highlight it. When your child knows all the words in the set, we will stick the next set in your child's book.

### Tricky Words

I	no	go
to	the	into

## Set 1

a

at

as

is



it

in

# 4. Guided Reading

- Group reading
- Children read the same book
- Every morning after phonics
- We will stamp your child's home learning diary when they have read in guided reading



## 5. How to support your child with reading

- Read at home everyday for 15minutes
- Ask lots of questions about what they have read
- Lots of encourage and praise
- Play blending games e.g. can you get your b-a-g?
- Encourage your child to use their phonics and say the sounds in words

# Extra

[www.oxfordowl.co.uk](http://www.oxfordowl.co.uk)



Username: SMGReception  
Password: Reading