

English

This half term, we will be reading the story *Escape from Pompeii*. We will begin by re-enacting an every day scene from the city of Pompeii before writing a setting description. We will explore the main characters, including how their feelings change and write a character description.

Next, we will study different forms of poetry and write our own free verse poem about the eruption of Vesuvius.

Finally, we will study newspaper recounts about the Eruption of Mount Vesuvius and we will write our own version of the events as if we were a reporter.

The children will continue to have daily spelling, handwriting and SPAG lessons and guided reading sessions once a week.

Science

We will spend time completing our work all about plants from last half term. Our learning will focus on exploring the part that flowers play in the life cycle of flowering plants, including pollination, seed formation and seed dispersal. We will also explore some of the ways in which flowering plants disperse their seeds.

Computing

To begin the half term, the children will take part in coding lessons structured around the PRIMM approach.

- Predict... what this code will do
- Run... the code to check your prediction
- Investigate... trace through the code to see if you were correct
- Modify... the code to add detail, change actions/outcome
- Make... a new program that uses the same ideas in a different way. Get creative!



Later this half term, we will be focusing on presenting with Microsoft PowerPoint.

Learning how to:

- Make a presentation from a blank page
- Add media
- Add animation
- Create a presentation for an audience
- Use these computing skills and apply them in a topical theme (Romans)



Willow Class Year 3 What the Romans did for us



Maths

This half term we will begin by taking our second look of the year at **fractions**. We will start by adding and subtracting fractions before moving on to deepen our learning by finding unit and non-unit fractions of objects or amounts. For example: $\frac{1}{3}$ of 15 = 5 or $\frac{2}{3}$ of £60 = £40.

We will then take another look at **mastering money**. Consolidating notes and coins from previous years. We will then progress to converting between pounds and pence or vice versa. We will then look at adding and subtracting amounts before mastering the concept of change.

Finally, we will look at the vital skill of **telling the time**. We will learn to tell and write the time from an analogue clock, including using Roman numerals from I to XII, and 12-hour and 24-hour clocks. Estimate/read time with increasing accuracy to the nearest minute. Record/compare time in terms of seconds, minutes, hours; use vocabulary such as o'clock, a.m./p.m., morning, afternoon, noon, midnight. Know the number of seconds in a minute and the number of days in each month, year and leap year.

Compare durations of events [for example to calculate the time taken by particular events or tasks].

History

This half term we will focus on the Roman Empire and its impact on Britain. We will use evidence to describe the culture and leisure activities of the Romans. Use artefacts and sources to describe the clothes, way of life and actions of the Roman people and research buildings and their uses. This topic will culminate in a case study of nearby Ribchester.

French

Our unit this half term in French is Les Fruits.

In this unit the children will learn how to:

- Name and recognise up to 10 fruits in French and attempt to spell some of these nouns.
- Ask somebody in French if they like a particular fruit.
- Say what fruits they like and dislike.

My Happy Mind

We will continue to use the My Happy Mind lessons to learn about our brains and help with our mental health. We will begin our next topic called 'Celebrate'. In this unit, we will focus on looking at our character strengths and learn that by understanding what they are and why using them as much as possible, we can be at our best.

R.E.

Please see the second page below for what we will be covering in RE this half term.

P.S.H.E

In PSHE, we will learn about 'Taking Risks' by focusing on risky situations, when can a risk become dangerous and understand that accidents happen but when possible we can minimise risk by acting sensibly and maturely.

Music

This half term, we will get creative with classical music. Learning through a BBC Ten Pieces unit, Rodeo – Hoedown by Aaron Copland. We will:

- Listen and reflect on a piece of orchestral music
- Create our own piece of music using instruments and voice
- Perform as an ensemble
- Learn musical language appropriate to the task

Art

This half term, we will be focusing on the art media of printing. We will create printing blocks using relief or impressed methods. We will print using repeating patterns and two colour overlays to create our own unique monoprints.

P.E.


In P.E this half term, we will focus on invasions games. Learning through the sport of rugby. We will be improving our understanding and key skills of attacking:

- Accurately passing and moving into space to keep possession
- Passing with disguise to outwit an opponent
- Implementing team tactics to outwit another team
- Combining running with ball and passing to score

Also this half term, we will be learning through striking and fielding games:

- Developing our skills of throwing, catching and striking
- We will use simple attacking and defending tactics e.g. working as a team to field the ball
- Use good decision making to combine our skills to play effectively in a small sided striking and fielding games.

Throughout our learning we will focus on the character value of honesty.



Branch 5: To the Ends of the Earth

The Ascension. The meaning of the story. What instructions does Jesus give?

The Journey to Emmaus. The meaning of the story, the connection with Mass. How artists have shown the story



Trinity. We will explore how the Trinity is represented through imagery and music. We think how Trinity is used in Mass.



The Early Church (Acts of the Apostles) and its work including the role of Mary. We look at images and statues of Mary and importance of Mary. You should be able to make a link with the Eucharist.



Summary piece: look at the different types of writing in the Bible mainly of the New Testament



RE Summer 1 - To the Ends of the Earth

Remember in Year 2, we learned:

How people are changed by the Holy Spirit.

Year 3

To the Ends of the Earth

Later, in Year 4, you will learn:

How Mass today mirrors Mass celebrated by the first disciples.

Understand

By the end of this unit of study, pupils will be able to:

U3.5.1.	Make links between the Scripture sources (Lk 24:13-35 and Matt 28:16-20) and what happens at Mass.	
U3.5.2.	Use religious language to describe the Christian belief in the mystery of God as Trinity and describe some signs and symbols of the Holy Trinity (e.g., Jesus called the disciples to 'make disciples of all nations' in the name of the Father and of the Son and of the Holy Spirit. Christians make the sign of the cross as a prayerful reminder of their baptism through the Holy Spirit to be children of God and participants in the Christian community).	
U3.5.3.	Know some of the prayers of the Catholic Church which express belief in the Trinity and the Holy Spirit, e.g., Glory Be, Come Holy Spirit.	
U3.5.4.	Recognise that Mary joins the disciples in prayer and make simple links with how Catholics ask for Mary's prayers.	
U3.5.5.	Make connections with the life of the early Church and Catholics gathering for Mass today.	
U3.5.6.	Recall that we learn about the life of Jesus in the gospels, the work of the disciples in the Acts and learn that Paul wrote letters to the early Christian communities. Know that these are different ways of writing (literary forms).	



Discern

By the end of this unit of study, pupils will be able to talk and think creatively and critically about what they have studied, through:

D3.5.1.	Saying what they wonder about the story of Emmaus and when the disciples recognised Jesus. (RVE)	
D3.5.2.	Asking and responding to questions about how the disciples felt after the Ascension and before Pentecost, noticing the role of Mary.	
D3.5.3.	Exploring some different symbols of the Trinity and talking about what they represent e.g., by visiting their local church. (RVE)	

Respond

During this unit of study, pupils will be invited to respond to their learning, for example by:

R3.5.1.	Reflecting on how the Holy Spirit helped the disciples and relating this to the possibilities in their lives, giving examples.	
R3.5.2.	Talking about their own and others' experiences and feelings about what it means for a Christian to share the gospel.	

Key Vocabulary

Emmaus Holy Spirit Pentecost
concluding rite St Paul
discipleship