



St. Mary's Primary School Calculation Policy – Addition



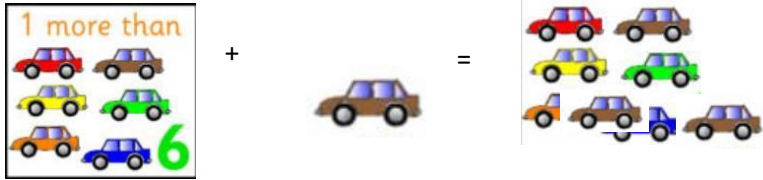



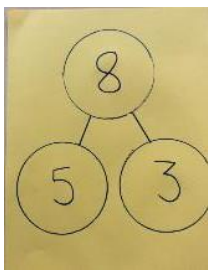



Early Years

Key Vocabulary: add, more, sum, make, total, How

much more is...? one more, altogether

Counting fluency: To count forwards and backwards in steps of 1s, 2s, 5s and 10s.

Objective & Strategy	Concrete	Pictorial	Abstract
<p>To find one more than a given number up to 20.</p>	<p>Use physical objects to add one object to find the whole.</p> <p>One more than 6 is 7</p>  <p>Modelled using counters for the Part Whole Method.</p> 	<p>Use pictorial representations to add one object to find the whole.</p> <p>One more than 6 is 7</p>  <p>Modelled using Part- Whole with numbers recorded.</p> 	<p>Record as a written calculation.</p> <p>$6 + 1 = 7$ $1 + 6 = 7$</p> <p>$7 = 6 + 1$ $7 = 1 + 6$</p>
<p>To use objects to add two single-digit numbers.</p>	<p>Use physical objects to add two single objects to find the whole.</p> <p>5 + 3 = 8</p>  <p>Modelled using counters for the Part Whole Method.</p>  <p>Modelled using a Bead String</p>	<p>Use pictorial representations to add two single digits to find the whole.</p> <p>Modelled using the Part Whole Method with numbers</p>  <p>Modelled using a Number Line</p> 	<p>Record as a written calculation.</p> <p>$5 + 3 = 8$ $3 + 5 = 8$</p> <p>$8 = 5 + 3$ $8 = 3 + 5$</p>



St. Mary's Primary School Calculation Policy – Addition








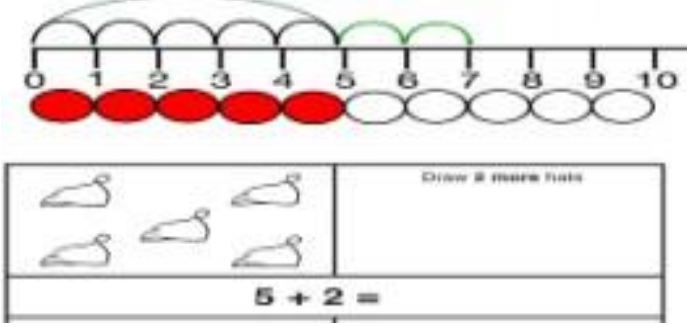
Year 1

Key Vocabulary: addition, add, more, and, makes, is...than...?How much more is...?

sum, total, altogether, count on, one more, two more...ten more...., how many more to


make? How many more

Counting fluency: To count forwards and backwards in steps of 2s, 5s and 10s.


Objective & Strategy	Concrete	Pictorial	Abstract
<p>To find one more than a given number up to 100.</p> <p>To find 10 more than a given number up to 100.</p>	<p>Use physical objects to find one or ten more than a given number.</p> <p>1 more than 25 is 26 <u>Modelled Using Base 10</u></p>  <p>10 more than 25 is 35 <u>Modelled using Base 10</u></p> 	<p>Use pictorial representations to add.</p> <p>1 more than 25 is 26 <u>Modelled using the Part-Whole method with Base 10 then numbers</u></p>  <p>10 more than 25 is 35 <u>Modelled using the Part-Whole method with Base 10 then numbers</u></p> 	<p>Record as a written calculation</p> <p>$24 + 1 = 25$ $1 + 24 = 25$</p> <p>$25 = 24 + 1$ $25 = 1 + 24$</p> <p>Record as a written calculation</p> <p>$25 + 10 = 35$ $10 + 25 = 35$</p> <p>$35 = 25 + 10$ $35 = 10 + 25$</p>
<p>To represent & use number bonds and related subtraction facts within 20.</p>	<p>Use physical objects to find related number facts. <u>Number beads</u></p> <p>2 more than 5 $5+2=7$</p> 	<p>Use pictorial representations to show related number facts</p> <p>2 more than 5 $5+2=7$</p> 	<p>Emphasis should be on the language</p> <p>'1 more than 5 is equal to 6.'</p> <p>'2 more than 5 is 7.'</p> <p>'8 is 3 more than 5.'</p>

To add two single-digit numbers.


Use physical objects to add two single objects to find the whole.

$$5 + 3 = 8$$


Modelled using counters for the Part Whole Method.


$$5 + 3 = 8$$


Modelled using a Bead String

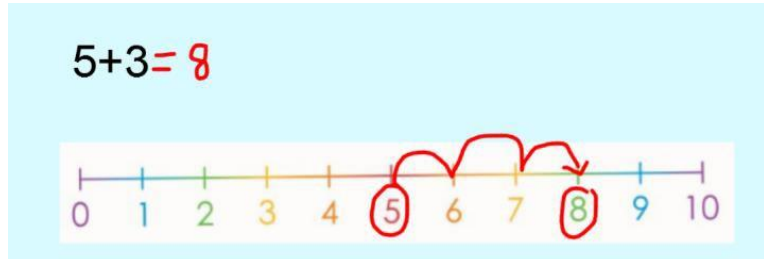
$$5 + 3 = 8$$


Use pictorial representations to add two single digits to find the whole.

Modelled using the Part Whole Method with numbers

$$5 + 3 = 8$$


Modelled using a Number Line



Record as a written calculation.

$$5 + 3 = 8$$


$$3 + 5 = 8$$

$$8 = 5 + 3$$


$$8 = 3 + 5$$

To add a one digit and two-digit number to 20, including zero.

Use physical objects to add one-digit and two-digit numbers to find a whole.

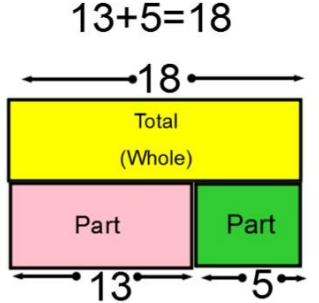
$$5 + 13 = 18$$


Part-Whole method with counters

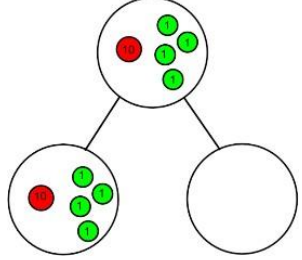
$$15 + 0 = 15$$


Use pictorial representations to add one-digit and two-digit numbers to find the whole.

Modelled using the Bar Model Children will represent the problem in a bar model. They will then use their knowledge of addition to help solve the problem.

$$13 + 5 = 18$$


Part-Whole method with counters

$$15 + 0 = 15$$


Record as a written calculation

$$13 + 5 = 18$$

$$5 + 13 = 18$$

$$18 = 5 + 13$$

$$18 = 13 + 5$$



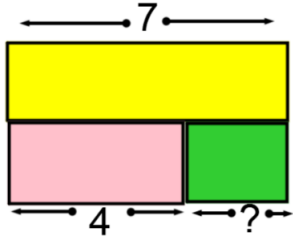

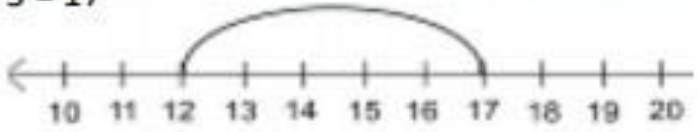


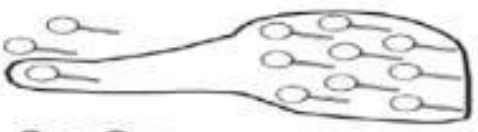
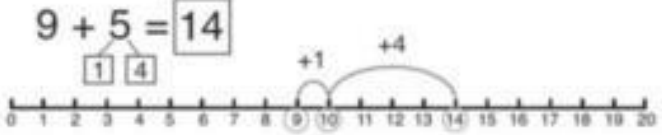
Record as a written calculation





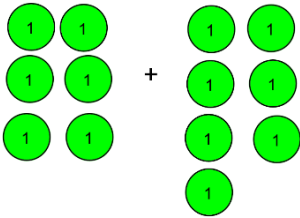
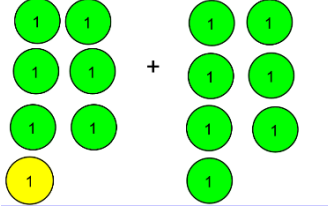
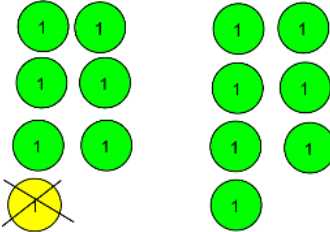
$$15 + 0 = 15$$

$$0 + 15 = 15$$

$$15 = 0 + 15$$

$$15 = 15 + 0$$

<p>To solve one step problems that include addition.</p>	<p>Use physical objects to solve one step problems. <u>Modelled using Part Whole with Base 10</u></p> <p>$7 = ? + 4$</p> 	<p>Use pictorial representations to solve one step problems.</p> <p><u>Modelled using Part-Whole with numbers</u></p> <p>$7 = ? + 4$</p>  <p><u>Modelled using the Bar Model.</u></p> <p>Children would then go on to solve it using their knowledge of addition.</p> 	<p>Record as a written calculation</p> <p align="center">$7 = \underline{\quad} + 4$</p>
<p>To start at the bigger number and count on.</p>	<p>Use physical objects to count on from a number.</p> <p>$12 + 5 = 17$</p> <p><u>Modelled using a bead string</u></p>  <p>Start with the larger number on the bead string and then count on to the smaller number 1 by 1 to find the answer.</p>	<p>Use pictorial representations, begin to count on from a given number. <u>Modelled using a number line</u></p> <p>$12 + 5 = 17$</p>  <p>Start at the larger number on the number line and count on in ones or in one jump to find the answer.</p>	<p>Record as a written calculation</p> <p align="center">$12 + 5 = 17$ $5 + 12 = 17$</p> <p>Put the larger number in your head and count on the smaller number to find your answer.</p>
<p>To regroup to make 10.</p> <p><i>This is an essential skill for column addition in Year 2.</i></p>	<p>Use physical objects to regroup to make 10.</p> <p>$6 + 5 = 11$</p>   <p>Start with the bigger number and use the smaller number to make 10.</p> <p>Use ten frames.</p>	<p>Use pictorial representations, begin to count on from a given number.</p> <p>$3 + 9 =$</p>  <p>Use pictures or a number line. Regroup or partition the smaller number using the part part whole model to make 10.</p> <p>$9 + 5 = 14$</p> 	<p>Record as a written calculation.</p> <p align="center">$7 + 4 = 11$</p> <p><i>If I am at seven, how many more do I need to make 10?</i></p> <p><i>How many more do I need now to make it to 11?</i></p>

<p>To add near doubles.</p>	<p><u>Modelled using concrete resources</u></p> <p>6 + 7</p>  <p>Step 1- Make the calculation.</p>  <p>Step 2- Adjust the 6 to a 7 by adding 1.</p>  <p>Step 3- Add them to find the total.</p>  <p>Step 4- Subtract the 1, which was previously added, from the total to find the final answer.</p>	<p><u>Modelled using pictorial representations</u></p> <p>6 + 7 =</p>  <p>Adjust 6 by adding 1 to make it 7.</p>  <p>Find the answer to double 7 = 14</p> <p>Remember to subtract the 1 that was added to find the final answer, $14 - 1 = 13$</p> 	<p>Record as a written calculation.</p> <p>$6 + 7 = 13$ $7 + 6 = 13$</p> <p>$13 = 7 + 6$ $13 = 6 + 7$</p>
-----------------------------	---	---	---

Our Lady of the Most Holy Rosary Catholic Academy Calculation Policy – Addition

Year 2


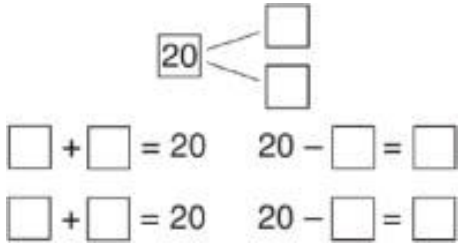
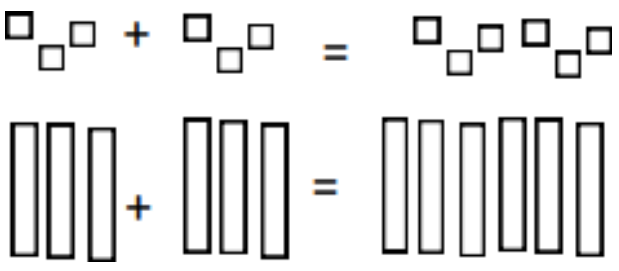
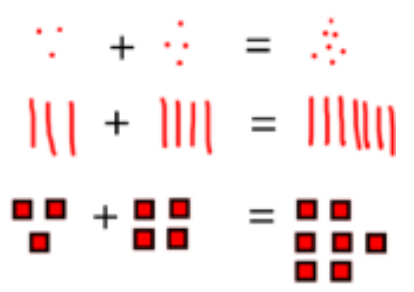
Key Vocabulary: addition, add, more, and, makes, sum, total, altogether, double, count on, one more, two more...ten more..., one hundred more, how many more to make? How many more is...than...? How much more is...?

Counting fluency: To count forwards and backwards in steps of 2s, 3s, 4s, 5s and 10s.

Mental strategies

Skill	Strategy
To add 9 to a 2-digit number by adjusting.	34+9 Make the number with base ten equipment, then add 10. You then need to subtract 1 because 10 is actually one more than 9. Children will begin to do this mentally without equipment. For 34+9 you would first add 10 $34+10 = 44$ then subtract 1, $44-1=43$ so $34+9=43$.
To add near doubles	13+14 When numbers are very close in value, adjust one of numbers to make it the same then use knowledge of portioning to double then subtract 1 For $13+14 =$ Make 13 into 14 by adding 1, double 14 by doubling 10 (20) and doubling 4 (8) and recombine (28). Then subtract the one that you added at the beginning $(28-1) = 27$. $13+14 = 27$.


Year 2 Calculation Methods

Objective	Concrete	Pictorial	Abstract
To recall and use addition facts to 20 fluently.	<p>Use physical objects to represent each part of calculation. Then use this to show related addition facts.</p> <p><u>Modelled using part whole method.</u> Children explore ways of making number bonds by moving the concrete objects around. $20 = 7 + 13$</p> 	<p>Use pictorial representatives to explore addition facts to 20. Children begin to showing their understanding by representing using numbers.</p> <p><u>Modelled using the part whole method with structured number sentences to show relation facts.</u></p> 	<p>Record as a written calculation</p> <p>$? + 1 = 20$ $1 + ? = 20$</p> <p>$20 - 1 = ?$ $20 - ? = 1$</p>
To derive and use related facts up to 100.	<p>Use physical objects to show mathematical facts up to 100.</p> <p><u>Modelled using Base 10</u> e.g. $3 + 3 = 6$</p> <p>so... $30 + 30 = 60$</p> 	<p>Use pictorial representations to show mathematical related facts.</p> <p>Children show their thinking using jottings to record their mathematical calculations.</p> <p>$3 + 3 = 6$ $30 + 30 = 60$ $300 + 300 = 600$</p> 	<p>Record as a written calculation</p> <p>$3 + 4 = 7$ leads to...</p> <p>$30 + 40 = 70$ leads to... 300</p> <p>$+ 400 = 700$</p>

To add three 1 digit numbers to 100.

Use physical objects to add three single digit numbers to 100.

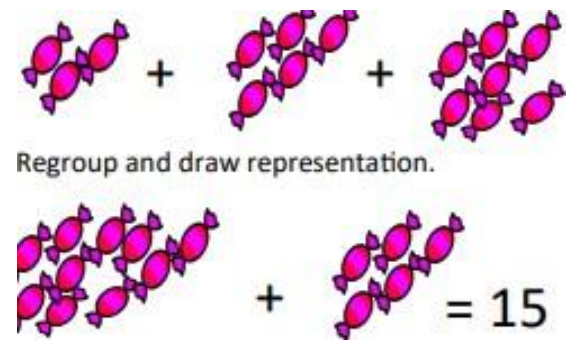
Children to use concrete resources to add three 1 digit numbers.
 $7 + 2 + 3$



Combine to make 10 first if possible, or bridge 10 then add third digit

Use pictorial representations to add three single digit number to 100.

Modelled using images
 Children find the numbers that make 10 to aid the adding skills.



Regroup and draw representation.


$10 + 5 = 15$

To add a two digit number and ones up to 100.

Use physical objects to add two-digit number and ones.

Children would use equipment for example, Base 10 to help them show their mathematical thinking.


$45 + 4 = 49$



Use pictorial representatives to add two-digit number and ones to 100.

Use the Bar Model method to show number correspondence in order to find the whole.

Using the Bar Model to add 45+4=?




To add multiples of 10.

Use physical objects to add multiples of 10.

Using place value counters to add

Children use concrete apparatus to show number sentences. Children then combine to find their answer.

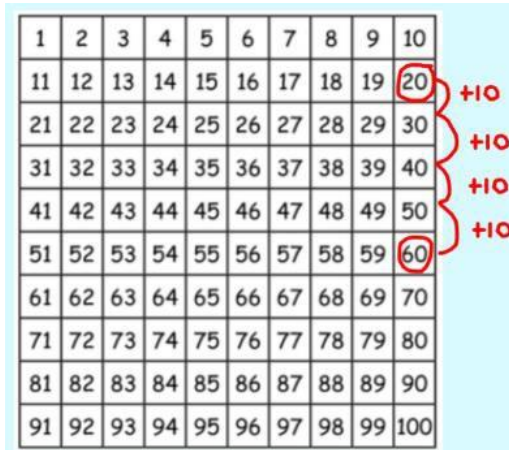
$20 + 40 = 60$



Use pictorial representatives to add multiples of 10.

Using a Hundred Square
 Children circle the smallest number on the 100 square. They then add the larger multiple of 10 by jumping down in steps of 10.

$20 + 40 = 60$




To add a two digit number and tens to 100.

Use physical objects to add two-digit number and tens.

Children represent the calculation using base 10 or place value grids and counters. When finding totals, they add the ones first, then the tens to find the whole.

Modelled using Base 10

$27 + 30 = 57$



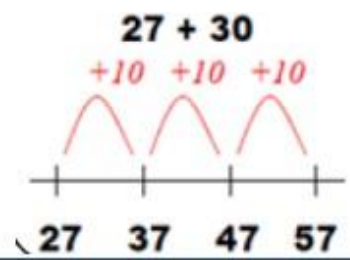
Use pictorial representations to add two-digit number and tens.

Using a 100 Square
Children circle the non-multiple of 10 then add the multiples of 10 by jumping down the hundreds square.

1	2	3	4	5	6	7	8	9	10
11	12	13	14	15	16	17	18	19	20
21	22	23	24	25	26	27	28	29	30
31	32	33	34	35	36	37	38	39	40
41	42	43	44	45	46	47	48	49	50
51	52	53	54	55	56	57	58	59	60
61	62	63	64	65	66	67	68	69	70

Modelled using a number line
Start with the non-multiple of 10 and jump in tens.

$27 + 30 = 57$



Record as a written calculation, including missing box questions.


$27 + 10 = 37$
 $27 + 20 = 47$
 $27 + ? = 57$

To add two 2 digit numbers to 100 (including bridging through 10)


Children will continue to organise calculations using concrete resources to make sense of the problem.

Modelled using Base 10

$45 + 34 = 79$



$25 + 47 = 72$



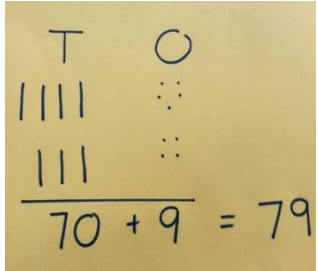
Children will need to exchange 10(1s) for 1 (10).

$25 + 47 = 72$

When children bridge through 10, they will need to exchange 10 ones for 1 ten.

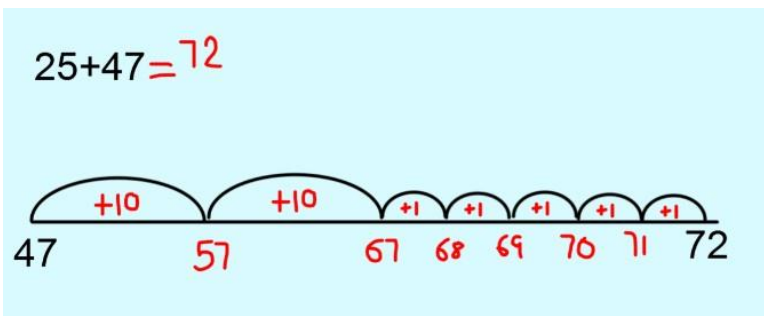
Use pictorial representations to add two 2-digit number to 100.

$45 + 34 = 79$



Modelled using a number line
Start with the largest number and partition the second. Add the tens first then the ones. It is important that the children record their workings underneath. To find the answer, children count the numbers inside each jump.

$25 + 47 = 72$



Record as a written calculation.

45
 $+ 34$
 $9 (5+4)$
 $70 (40+30)$
 79

Begin to use more condensed method of column addition.

25
 $+ 47$
 72
 1

Our Lady of the Most Holy Rosary Catholic Academy Calculation Policy – Addition

Year 3

Key Vocabulary: addition, columnar addition. add, more, and, makes, sum, total (of), count on, altogether, increased by, double, near double, one more, two more...ten more....,one hundred more, inverse, commutative law, how many more to make? How many more is...than...? How much more is...?

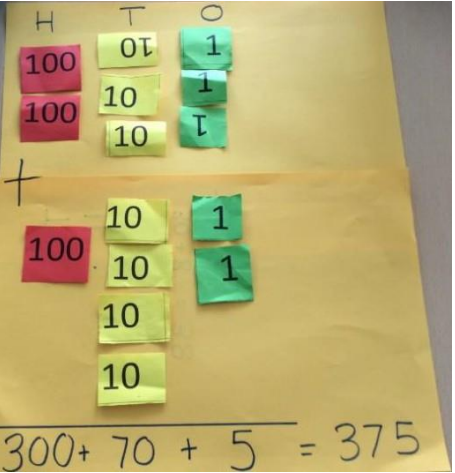
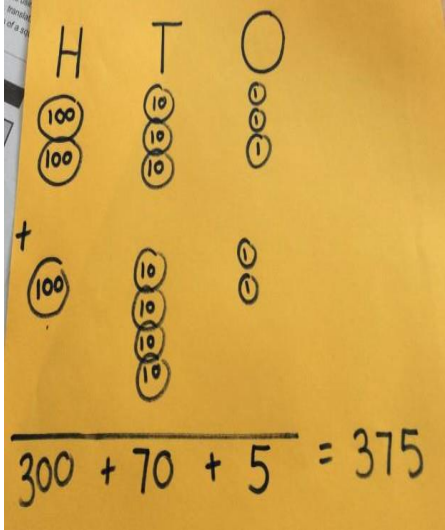

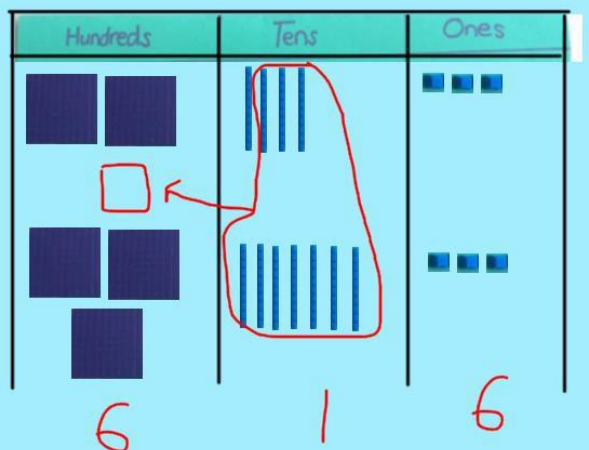
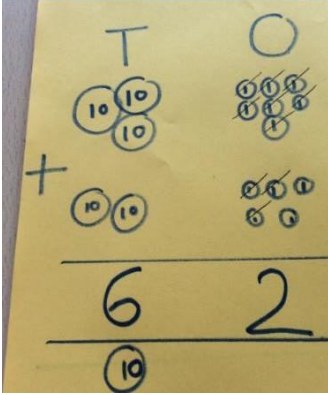
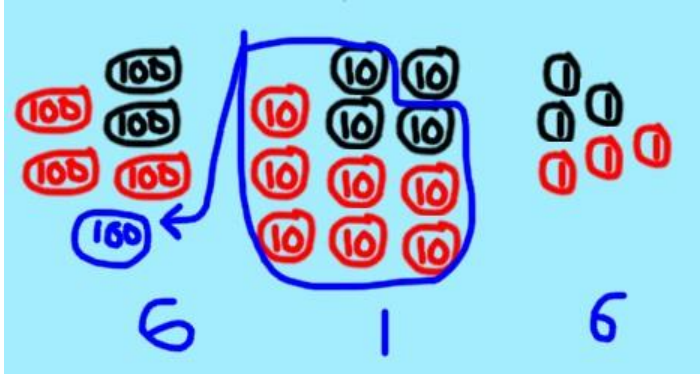
Counting fluency: To count forwards and backwards in steps of 2s, 3s, 4s, 5s, 6s, 8s, 10s and 100s from any given number.

Mental strategies

Skill	Strategy
* Add three small numbers.	6+ 14 + 5 Look for any number bonds e.g 14+6=20 then add 5 Add two number, find the total then add the final number.
*add a 3-digit number and ones, including crossing boundaries.	43<u>2</u>+ <u>6</u> 65<u>4</u>+ <u>8</u> If the ones do not cross into the tens column then add the ones only $43\bar{2} + \bar{6} = 43\bar{8}$ If the ones cross into the tens column then use knowledge of number bond to solve. For $65\bar{4} + 8$ you would partition 8 into $\bar{6}$ and 2 then $654 + 6 = 660 + 2 = 662$.
*add a 3- digit number and tens including crossing boundaries	5<u>3</u>4+<u>4</u>0 5<u>4</u>3+<u>7</u>0 If the tens do not cross into the hundreds column then add the tens only $5\bar{3}4 + \bar{4}0 = 5\bar{7}4$ If the tens cross into the hundreds column then use knowledge of number bonds to solve. For $5\bar{4}3 + 70$ you would partition 70 into $\bar{6}0$ and 10 and then $543 + 60 = 603 + 10 = 613$
*Add a 3-digit number and hundreds including crossing boundaries.	5<u>2</u>4+<u>3</u>00 6<u>5</u>4+<u>5</u>00 If the hundreds do not cross into the thousands column then add the hundreds only $5\bar{2}4 + \bar{3}00 = \bar{8}24$. If the hundreds cross into the thousands column then use knowledge of number bonds to solve. For $6\bar{5}4 + 500$ you would partition 500 into $\bar{4}00$ and 100 then do $654 + 400 = 1054 + 100 = 1154$
* Add a 2-digit number to a 3-digit number including crossing boundaries.	5<u>4</u>0+<u>3</u>4 6<u>2</u>0+<u>9</u>2 If the tens do not cross into the hundreds column then add the tens only $5\bar{4}0 + \bar{3}4 = 5\bar{7}4$. If the tens cross into the hundreds column then use knowledge of number bonds. For $6\bar{2}0 + 92$ you would partition 92 into $\bar{8}0$, 10 and 2. Then do $620 + 80 = 700 + 10 + 2 = 712$
Add pairs of 2-digit numbers including crossing boundaries.	3<u>3</u>+6<u>5</u> 2<u>8</u>+6<u>3</u> If the tens do not cross into the hundreds column then add the tens and ones separately. For $33 + 65$ first add the tens $30 + 60 = 90$ then add the ones $90 + 3 + 2 = 95$ If the ones cross into the tens column add the tens then the ones and recombine. For $28 + 63$ add the tens $20 + 60 = 80$ then the ones $8 + 3 = 11$ then recombine $80 + 11 = 91$
*Add to any 3-digit number to make the next ten or hundred.	2<u>5</u>4+?<u>6</u>= 260 5<u>4</u>3+ ?=600 Look for any number bonds e.g. $4 + 6 = 10$ so $25\bar{4} + \bar{6} = 260$ Look for the nearest multiple of 10 using knowledge of number bonds $54\bar{3} + \bar{7} = 550$. Then add on in steps of 10 until you reach the multiple of 100. $550 + 50 = 600$. The solution to $24\bar{3} + \bar{5}7 = 600$
*Add near doubles.	1<u>8</u>+<u>1</u>6 6<u>0</u>+<u>7</u>0 Adjust one number so they are the same e.g. 16 to make it 18 by <u>adding 2</u> . They then use their doubling facts to double 18 then subtract 2. $18 + 18 = 36 - 2 = 34$ Adjust one number so they are the same e.g. 60 to make it 70 by <u>adding 10</u> . They then use using their doubling facts to double 70 and then subtract 10. $70 + 70 = 140 - 10 = 130$
*Add near multiples of 10 and 100 and adjust.	3<u>4</u>+<u>9</u> 5<u>4</u>3+ <u>9</u>9 When adding 9 you would <u>add 10</u> then <u>subtract 1</u> because 10 is actually one more than 9. For $34 + 9$ you would do $34 + 10 = 44 - 1 = 43$. When adding 99 you would <u>add 100</u> then <u>subtract 1</u> because 100 is actually one more than 99. For $543 + 99$ you would do $543 + 100 = 643 - 1 = 642$.

Our Lady of the Most Holy Rosary Catholic Academy Calculation Policy – Addition

Year 3 Calculation Methods

Objective	Concrete	Pictorial	Abstract
<p>To add numbers up to 3 digits, using formal written methods- no regrouping.</p>	<p>Use physical objects to add numbers up to 3 digits using a formal method.</p> <p><u>Modelled using Base 10 and place value counters-</u> Add the ones first then the tens.</p> <p>233+142=375</p> 	<p>Use pictorial representations e.g. jottings.</p> <p>233+142=375</p> 	<p>Written method (expanded form)</p> $\begin{array}{r} 233 \\ +142 \\ \hline 5 \text{ (3+2)} \\ 70 \text{ (30+40)} \\ 300 \text{ (200+100)} \\ \hline 375 \end{array}$ <p><u>Condensed columnar addition</u></p> $\begin{array}{r} 233 \\ + 142 \\ \hline 375 \end{array}$
<p>To add numbers up to 3 digits, using formal written methods, with regrouping.</p>	<p>Use physical objects to add numbers up to 3 digits.</p> <p><u>Modelled using Base 10 and place value counters-</u>Add the ones together first then the tens.</p> <p>37+25=62</p>  <p><u>Modelled using Base 10</u> Children to understand that the highest amount in each column is 9 so sometimes exchange into the next column is necessary.</p> <p>Children know to exchange ten 1s for a ten and ten 10s for a hundred.</p> <p>243+ 373 = 616</p> 	<p>Use pictorial representations to add numbers up to 3 digits.</p> <p>37+25</p>  <p>243 +373= 616</p> 	<p>Continue to use the expanded method until secure in understanding.</p> <p><u>Condensed columnar addition</u> Carry below the line when bridging.</p> $\begin{array}{r} 37 \\ +25 \\ \hline 62 \\ 1 \end{array}$ $\begin{array}{r} 243 \\ + 373 \\ \hline 616 \\ 1 \end{array}$

Our Lady of the Most Holy Rosary Catholic Academy Calculation Policy – Addition

To solve addition problems, including missing numbers.

Use physical objects to solve addition problems, including missing numbers.

Children will need to solve problems that are incomplete using their knowledge of inverse operations.


$$33 = ? + 11$$

$$11 + ? = 33$$

$$? + 11 = 33$$

The missing number can be presented in multiple places.

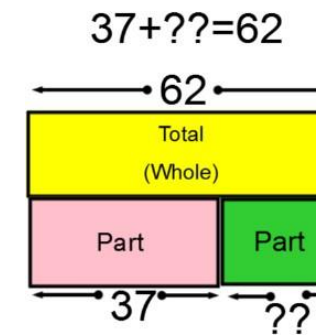
Modelled using the Part Whole Method



Use pictorial representations to solve addition problems, including missing numbers.

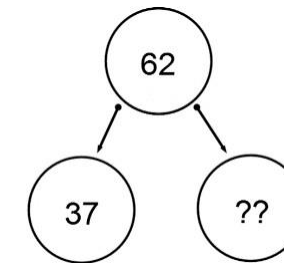
Modelled using the Bar Model

Use the bar model, children will make sense of the problem before solving it.



Modelled using the Part Whole method

Children use their knowledge of inverse operations to solve missing number problems effectively.



Record as a written calculation

$$37 + ?? = 62$$

Our Lady of the Most Holy Rosary Catholic Academy Calculation Policy – Addition

Year 4

Key Vocabulary: addition, columnar addition. add, more, and, makes, sum, total (of), count on, altogether, extra, in all, combined, increased by, double, near double, one more, two more...ten more..., inverse, commutative law, one hundred more, how many more to make? How many more is...than...? How much more is...?


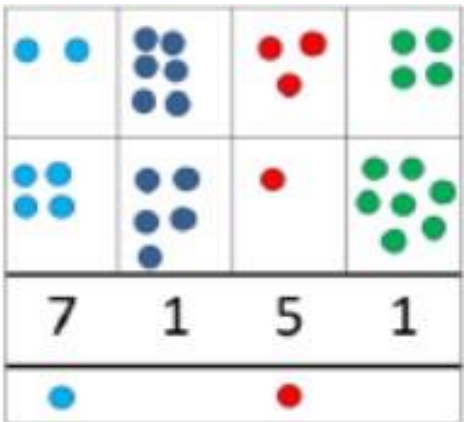
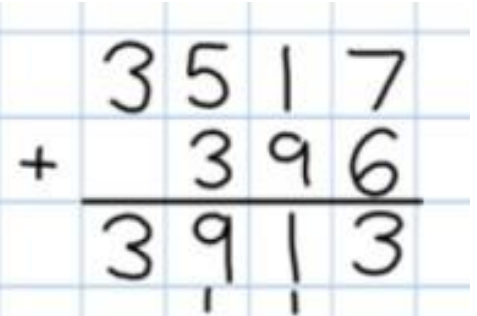

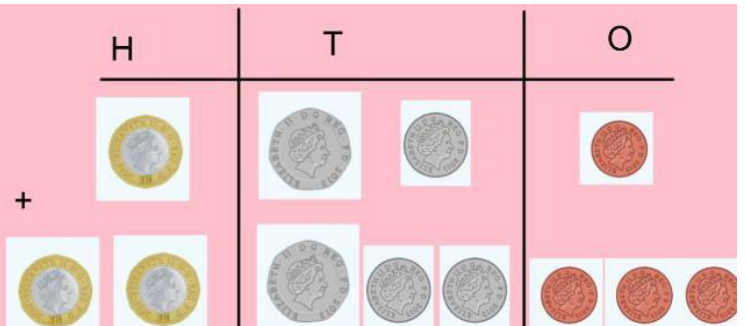
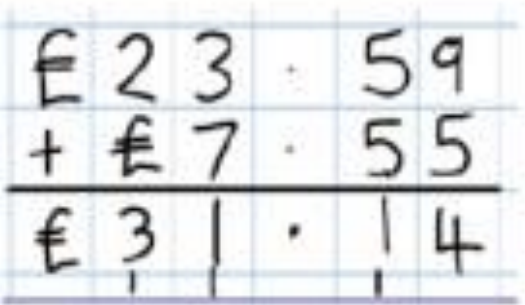
Counting Fluency: To count backwards and forwards in steps of 2s, 3s, 4s, 5s, 6s, 7s, 8s, 9s, 10s, 11s, 12s, 100s and 1000s from any given starting number.

Mental Strategies

Skill	Strategy
*add a 4-digit number to ones including crossing boundaries.	<p>5432 + 6 7654 + 8</p> <p>If the ones do not cross into the tens column then add the ones only $5432 + 6 = 5438$ If the ones cross into the tens column then use knowledge of number bonds to solve. For $7654 + 8$ you would partition 8 into <u>6</u> and 2 then $7654 + 6 = 7660 + 2 = 7662$.</p>
*add a 4-digit number to tens including crossing boundaries.	<p>6527+30 4256 +90</p> <p>If the tens do not cross into the hundreds column then add the tens only $6527+30= 6557$. If the tens cross into the hundreds column then use knowledge of number bonds to solve. For $4256 +90$ you would partition 90 into <u>50</u> and 40 and then $4256 + 50 = 4306 + 40 = 4346$.</p>
*add a 4-digit number to hundreds including crossing boundaries.	<p>2378+400 6527+700</p> <p>If the hundreds do not cross into the thousands column then add the hundreds only $2378+400= 2778$. If the hundreds cross into the thousands column then use knowledge of number bonds to solve. For $6527+700$ you would partition 700 into <u>500</u> and 200 then $6527 + 500 = 7027+200 = 7227$.</p>
*add a 4-digit number to thousands including crossing boundaries.	<p>5267 + 3000 5267 + 7000</p> <p>If the thousands do not cross into the ten thousand column then add the thousands only $5267 + 3000= 8267$. If the thousands cross into the ten thousand column then use knowledge of number bonds to solve. For $5267 + 7000$ you would partition 7000 into <u>5000</u> and 2000 then $5267 + 5000 = 10,267+2000 = 12,267$.</p>
*Add any pair of 3-digit multiples often including crossing boundaries.	<p>430+520 650+270</p> <p>If the numbers do not cross into others columns then use partitioning to add $430+520 = 950$. If the tens cross into the hundreds column then use knowledge of number bonds to solve. For $650+270$ you partition 270 into 200 and <u>50</u> and <u>20</u>. Then you would do $650+200= 850$ then $850 + 50 = 900$ to make the next multiple of 100 then <u>add 20</u> $900+20= 920$.</p>
*add near multiples of 10, 100 or 1000 then adjust.	<p>2335+59 2345+199 5423+2999</p> <p>Add the nearest multiple of 10 (60) then <u>subtract 1</u> because 60 is actually 1 more than 59. $2335+60= 2395-1= 2394$. Add the nearest multiple of 100 (200) then <u>subtract 1</u> because 200 is actually 1 more than 199. $2345+200= 2545-1= 2544$. Add the nearest multiple of 1000 (3000) then <u>subtract 1</u> because 3000 is actually 1 more than 2999. $5423+3000= 8423-1= 8422$.</p>
*add near doubles of 2 or 3- digit numbers.	<p>38+37</p> <p>If the numbers are near doubles, adjust so that they are the same number. Then use the portioning method for doubling and adjust. For $38+37$, <u>double 38</u> then <u>take away 1</u> to make 75.</p>
*Add to a decimal fraction with units and tenths to make the next whole number.	<p>0.4+ 0.6</p> <p>Use knowledge of number bonds to solve. For $0.4 + ? = 1$, you would use your knowledge of $4+6 = 10$ so you would know $0.4 + 0.6 = 1.0$.</p>

Our Lady of the Most Holy Rosary Catholic Academy Calculation Policy – Addition

Year 4 Calculation Methods

Objective & Strategy	Concrete	Pictorial	Abstract
<p>To add numbers with up to 4 digits.</p>	<p>Modelled using Base 10 Children to understand that the highest amount in each column is 9 so sometimes exchange into the next column is necessary. Children understand that they can exchange ten 1s for a ten and ten 10s for a hundred and ten 100s for a thousand.</p> <p>Children begin to understand multi exchange where exchange is needed in more than one column.</p> <p>1268 + 1166 = 2434</p> 	<p>Use pictorial representations to add numbers up to 4 digits.</p> <p>Children will use images to represent the place value. If exchanging is needed, this will be shown below the line. This leads to greater understanding when using the formal written method as the children know what the digit below the line represents.</p> <p>2634 + 4517 = 7151</p>  <p>The blue dot represents 1000 and the red dot represents 100.</p>	<p>Record as a written calculation</p> <p><u>Condensed columnar addition</u> Carry below the line</p> <p>3517 + 396 = 3913</p> 
<p>To solve simple measure and money problems up to two decimal places.</p>	<p>Use physical objects to solve simple measure and money problems.</p> <p>Children will gather then organise the amount required. Using the place value chart, children will then solve the calculation.</p> <p>£1.55 + £3.18 = £4.73</p> 	<p>Use pictorial representations to solve simple measure and money problems.</p> <p>Using pictorial representations of money, children to solve up additions involving numbers with up to two decimal places.</p> <p>£1.31 + £2.43 = £3.74</p> 	<p>Record as a written calculation</p> <p><u>Condensed columnar addition</u> Children should line the decimals correctly under one another, considering place value.</p> 

Our Lady of the Most Holy Rosary Catholic Academy Calculation Policy – Addition

Year 5

Key Vocabulary: addition, columnar addition. add, more, and, makes, sum, total (of), count on, altogether, extra, in all, combined, increased by, double, near double, one more, two more...ten more..., one hundred more, inverse, commutative law how many more to make? How many more is...than...? How much more is...?

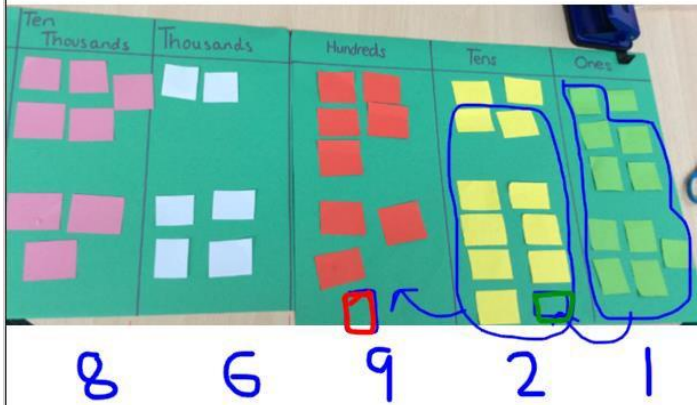
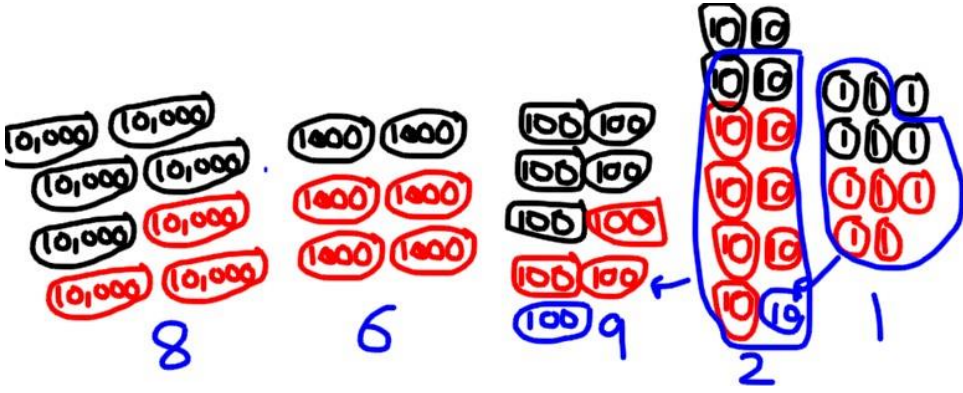
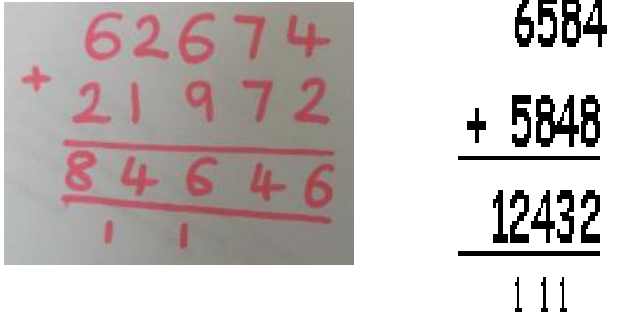
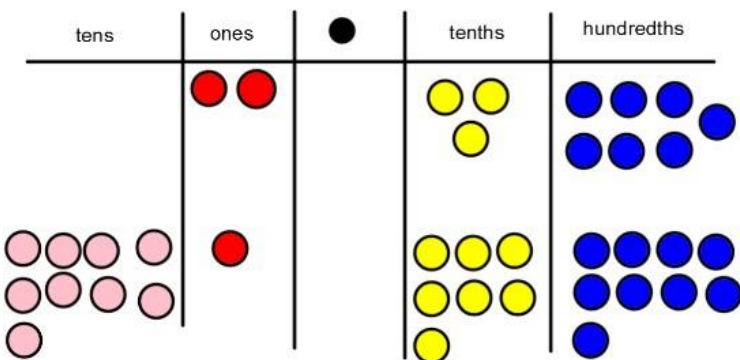
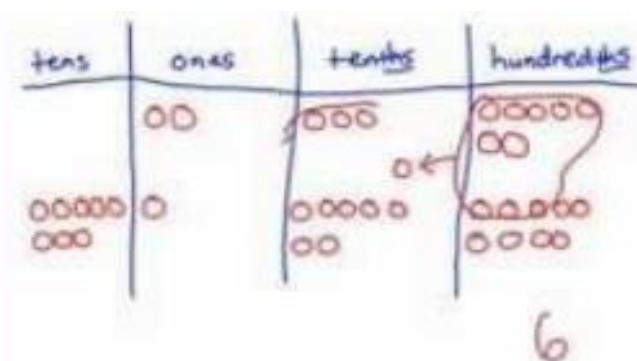
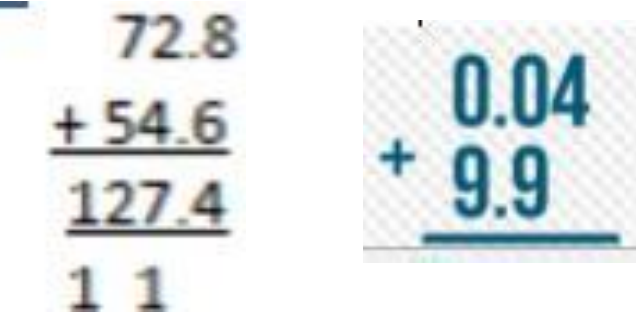
Counting Fluency: To count backwards and forwards in steps of 2s, 3s, 4s, 5s, 6s, 7s, 8s, 9s, 10s, 11s, 12s, 100s and 1000s from any given starting number.

Mental Strategies

Skill	Strategy
* Add any pairs of 4-digit multiples of 100.	<p>4500 + 3200 5400 + 7900</p> <p>If the hundreds and thousands column do not cross into other columns then partition to add $4500 + 3200 = 7700$. If the hundreds and thousands column cross then use knowledge of number bonds to solve. For $5400 + 7900$ you add $5000 + 7000 = 12,000$ and $900 + 400 = 1300$ and recombine $12,000 + 1300 = 13,300$.</p>
* add near multiples of 10, 100, 1000, 10,000 then adjust, including crossing boundaries.	<p>2335 + 58 2345 + 297 5438 + 3995</p> <p>Add the nearest multiple of 10 (60) then <u>subtract 2</u> because 60 is two more than 58 $2335 + 60 = 2395 - 2 = 2393$. Add the nearest multiple of 100 (300) then subtract 3 because 300 is three more than 297 $2345 + 300 = 2645 - 3 = 2642$. Add the nearest multiple of 1000 (4000) then subtract 5 because 4000 is five more than 3995 $5438 + 4000 = 9438 - 5 = 9433$.</p>
* Add tenths to a 1-digit whole number and tenths.	<p>4.3 + 0.4 2.4 + 0.8</p> <p>If the tenths do not cross into ones column then add the tenths and ones separately $4.3 + 0.4 = 4.7$ If the tenths cross into the ones column then use your knowledge of number bonds to partition. For $2.4 + 0.8$, use your knowledge that $4 + 6 = 10$ to partition the 0.8 into 0.6 and 0.2 so $2.4 + 0.6 = 3 + 0.2 = 3.2$</p>
* Add two 1-digit whole numbers and tenths.	<p>4.3 + 3.4 6.7 + 1.5</p> <p>If the tenths do not cross into ones then add the tenths and ones separately e.g. $4.3 + 3.4 = 7.7$ If the tenths cross into the ones column then use your knowledge of place value to solve. Make both numbers <u>ten times bigger</u> then calculate $67 + 15 = 82$. To adjust make your answer <u>10 times smaller</u> $82 \div 10 = 8.2$ so $6.7 + 1.5 = 8.2$</p>
* Add 2-digit numbers with tenths and hundredths.	<p>0.46 + 0.21 0.36 + 0.84</p> <p>If the tenths and hundredths do not cross into ones then use partitioning to solve e.g. $0.46 + 0.21 = 0.67$ If the tenths and/or hundredths cross into another column then use your knowledge of place value to solve. Make both numbers <u>100 times bigger</u> then calculate $36 + 84 = 120$. To adjust make your answer <u>100 times smaller</u> $120 \div 100 = 1.2$ so $0.36 + 0.84 = 1.20$</p>
* Add to a decimal fraction with units and tenths to make the next whole number.	<p>4.4 + ? = 5</p> <p>Use knowledge of number bonds to solve. For $4.4 + ? = 5$, you would use your knowledge of $4 + 6 = 10$ so know $0.4 + 0.6 = 1.0$ so $4.4 + 0.6 = 5$.</p>
* Add near doubles of decimals.	<p>3.8 + 3.7</p> <p>If numbers are near doubles adjust to make them the same number. Then use the partitioning method for doubling and adjust. For $3.8 + 3.7$, double 3.8 by doubling 3 (6), doubling 0.8 (1.6) then combine to make 7.6 then <u>take away 0.1</u> to make 7.5.</p>

Our Lady of the Most Holy Rosary Catholic Academy Calculation Policy – Addition

Year 5 Calculation Methods

Objective & Strategy	Concrete	Pictorial	Abstract
<p>To add numbers with more than 4 digits.</p>	<p>Modelled using place value counters</p> <p>Children to understand that the highest amount in each column is 9 so sometimes exchange into the next column is necessary. Children understand that they can exchange ten 1s for a ten, ten 10s for a hundred, ten 100s for a thousand, ten 1000s for a ten thousand.</p> <p>Children understand multi exchange where exchange is needed in more than one column.</p> <p>$52,546 + 34,375 = 86,921$</p> 	<p>Using different pictorial representations for the values, the children show exchanges and understand the place value. This leads to greater understanding when using the formal written method as the children know what the digit below the line represents.</p> <p>$52,546 + 34,375 = 86,921$</p> 	<p>Record as a written calculation</p> <p><u>Condensed columnar addition</u> Carry below the line.</p> <p>Children to solve calculation involving multiple exchanges.</p> 
<p>To add numbers with up to two decimal places.</p>	<p>Use physical objects to add numbers with up to two decimal places.</p> <p>Modelled using place value charts and counters</p> <p>$2.37 + 91.79 = 94.16$</p> 	<p>Use pictorial representations to add numbers with up to two decimal places.</p> <p>Children will use jottings to help them represent the calculation. They add each column starting first from the furthest column to the right and carry below the line when needed.</p> <p>$2.37 + 91.79 = 94.16$</p> 	<p>Record as a written calculation</p> <p><u>Condensed columnar addition</u> Children should line decimals up correctly, including examples when there are different number of decimal places.</p> 

Our Lady of the Most Holy Rosary Catholic Academy Calculation Policy – Addition

Year 6

Key Vocabulary: addition, columnar addition, add, more, and, makes, sum, total (of), count on, altogether, extra, in all, combined, increased by, double, near double, one more, two more...ten more..., one hundred more, inverse, commutative law, how many more to make? How many more is...than...? How much more is...?

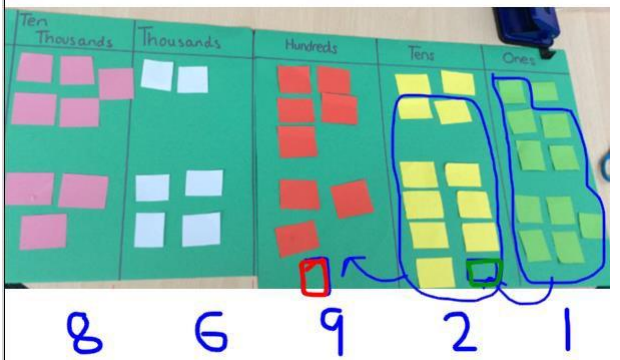
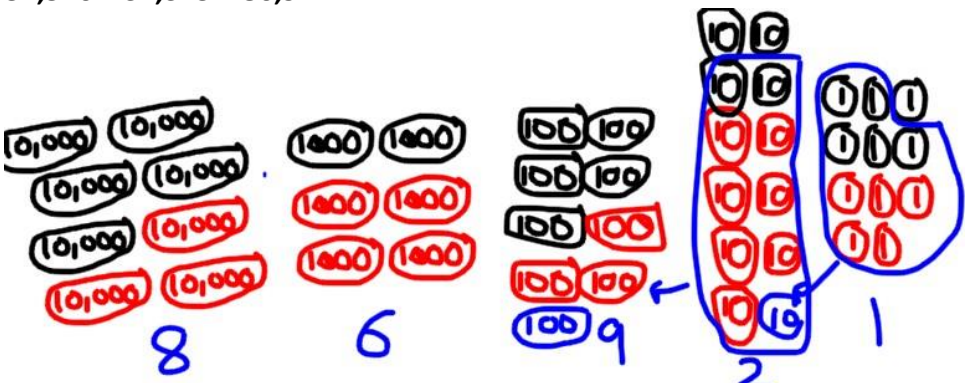
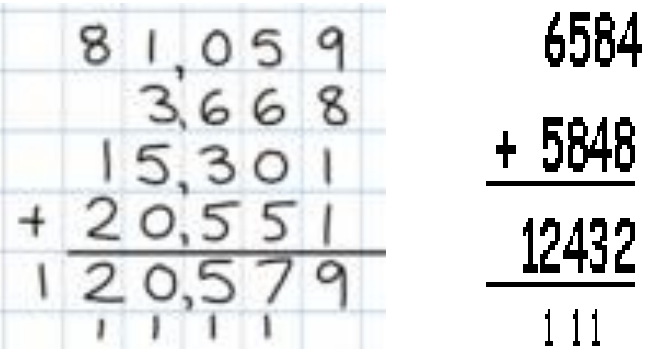
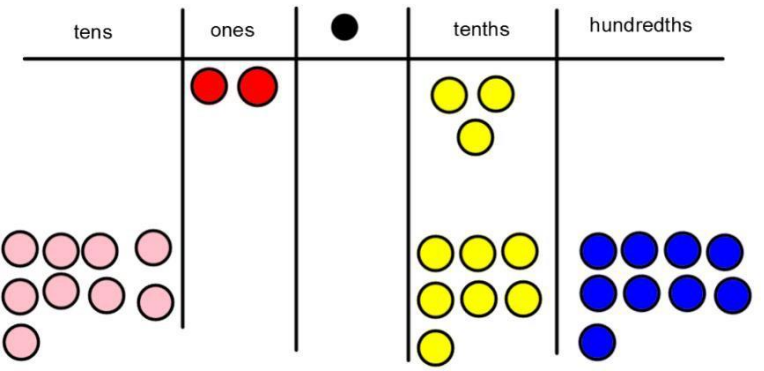
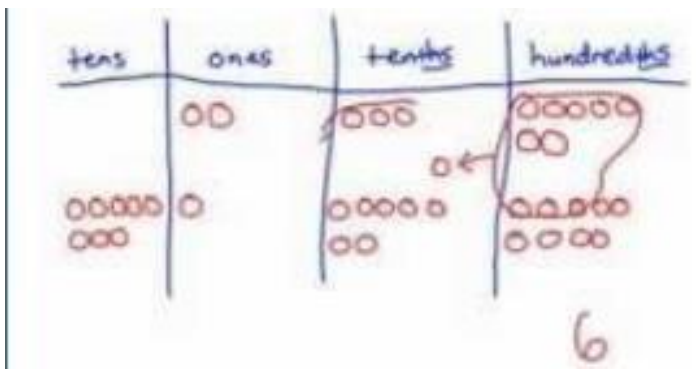
Counting Fluency: To consolidate counting backwards and forwards in steps of 2s, 3s, 4s, 5s, 6s, 7s, 8s, 9s, 10s, 11s, 12s, 100s, 1000s and 10,000s from any starting number.

Mental Strategies

Skill	Strategy	
Reconsolidate all strategies from Y4 and 5.		
*Add a 4-digit multiple of 100 to a 4-digit number.	6365 + 3400 5432+1800	If the hundreds do not cross into the thousands column then add the hundreds only $6365 + 3400 = 9765$. If the hundreds cross into the thousands column then use knowledge of place value to partition. For $5432+1800$ you partition 1800 into 1000 and <u>600</u> and 200. Then you would do $5432+1000= 6432$ then $6432 +600 = 7032 + 200 = 7232$.
*Add large numbers.	455,000 + 324,000 543,000 + 387,000	If the hundreds and thousands do not cross into the thousands column then use partitioning to solve $455,000 + 324,000 = 879,000$ If the hundreds, thousands or ten thousands cross into another column then use knowledge of place value to partition. For $543,000 + 387,000$ you would do $500,000+300,000= 800,000$ then $40,000+80,000= 120,000$ and $3,000 +7,000 =10,000$ and recombine $800,000 + 120,000+ 10,000 = 930,000$
*add near multiples of 0.01, 0.1, 10, 100,1000 then adjust, including crossing boundaries.	3.9 + 4.4 2.56 + 4.98	Add the nearest whole number (4) then subtract <u>0.1</u> because 4 is actually 0.1 more than 3.9 so $4.4 +4= 8.4 - 0.1 = 8.3$ Add the nearest whole number (5) then subtract 0.02 because 5 is actually 0.02 more than 4.98 so $2.56 +5 = 7.56 - 0.02= 7.54$
*Add several 1-digit whole numbers and tenth.	3.4 + 2.8 + 3.5	Use knowledge of place value and partitioning to solve. Make each decimal fractions <u>10 times bigger</u> and do $34 + 28 + 35 = 97$ Then adjust to make your answer <u>10 times smaller</u> $97 \div 10 = 9.7$ so $3.4 + 2.8 + 3.5 = 9.7$
*Add decimals with different numbers of places.	0.45 + 2.3	Add by partitioning using your knowledge of place value. First add the ones $0 + 2 = 2$, then the tenths $0.4 + 0.3 = 0.7$ then the hundredths $0.05 + 0 = 0.05$ and recombine $2+ 0.7 + 0.05= 2.75$
*Add to any number with two decimal places to make the next tenth or whole number.	2.34 + ? = 2.4 6.35 + ? = 7	Use knowledge of number bonds to 10. $34+6=40$ so $2.34+ 0.6 = 2.4$ Use knowledge of number bonds to 100. $35+65=100$ so $6.35+ 0.65= 7$
*Add to any number with three decimal places to make the next tenth or whole.	4.245 + ? = 5 3.256 + ? = 3.3	Use knowledge of place value to help $245+ 755= 1000$ so $4.245+ 0.755= 5$ Use knowledge of place value $256 + 44= 300$ so $3.256+ 0.044 = 3.3$

Our Lady of the Most Holy Rosary Catholic Academy Calculation Policy – Addition

Year 6 Calculation Methods

Objective	Concrete	Pictorial	Abstract
<p>To add several numbers of increasing complexity.</p>	<p>Modelled using Base 10 Children to understand that the highest amount in each column is 9 so sometimes exchange into the next column is necessary. Children understand that they can exchange ten 1s for a ten, ten 10s for a hundred, ten 100s for a thousand, ten 1000s for a ten thousand.</p> <p>Children understand multi exchange where exchange is needed in more than one column. $52,546 + 34,375 = 86,921$</p> 	<p>Using different pictorial representations for the values, the children show exchanges and understand the place value. This leads to greater understanding when using the formal written method as the children know what the digit below the line represents.</p> <p>$52,546 + 34,375 = 86,921$</p> 	<p>Record as a written calculation</p> <p><u>Condensed columnar addition</u> Children to solve calculation involving multiple exchanges and numbers with different numbers of digits.</p> 
<p>To add numbers with increasing complexity, including adding money, measure.</p>	<p>Use physical objects to add numbers with increasing complexity, including adding money, measure</p> <p><u>Using counters and a place value chart</u> $1.30 + 80.79 = 82.09$</p> 	<p>Use pictorial representations to add numbers with increasing complexity, including adding money, measure</p> <p><u>Using jottings and place value chart.</u> Children will use jottings to help them represent the calculation. They add each column starting first from the furthest column to the right and carry below the line when needed. $2.37 + 81.79 = 84.16$</p> 	<p>Children add several decimals with different numbers of decimal places by lining up digits and inserting zeros as place holders.</p> <p>Insert zeros for place holders.</p> 