

Year 1 Knowledge Organiser - Everyday Materials






Key learning:

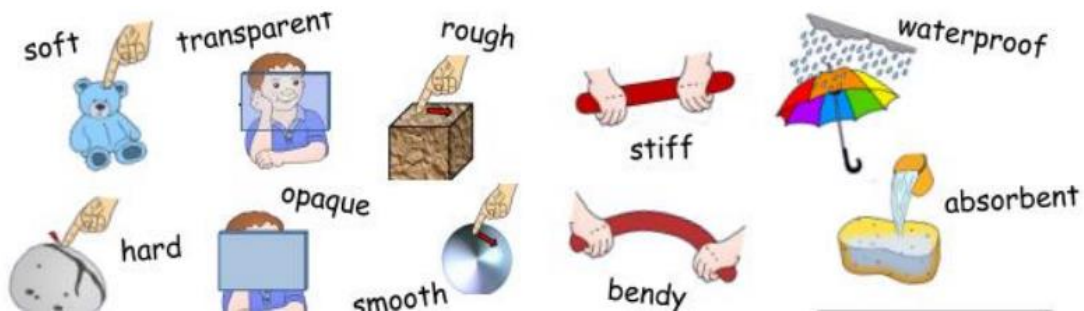
All objects are made of one or more materials. Some objects can be made from different materials e.g. plastic, metal or wooden spoons.

Materials can be described by their properties e.g. shiny, stretchy, rough etc. Some materials e.g. plastic can be in different forms with very different properties.

Learning objectives

1. Identify a variety of common materials.
2. Distinguish between an object and the material from which it is made.
3. Describe the simple properties of everyday materials.
4. Compare & group together a variety of everyday materials on the basis of their simple physical properties.
5. Describe why some materials suit certain objects better than others.
6. Test the absorbency of a variety of materials.

Properties of Materials					
Metal	Glass	Wood	Plastic	Fabric	Paper
					
<ul style="list-style-type: none"> • hard • strong • shiny 	<ul style="list-style-type: none"> • transparent • smooth • stiff 	<ul style="list-style-type: none"> • hard • strong • stiff 	<ul style="list-style-type: none"> • strong • shiny • bendy 	<ul style="list-style-type: none"> • soft • bendy • opaque 	<ul style="list-style-type: none"> • absorbent • dull • smooth



Key vocabulary

Object, material, wood, plastic, glass, metal, water, brick, paper / card, fabric, rubber, hard, soft, stretchy, stiff, bendy, waterproof, absorbent, rough, smooth, shiny, dull, see-through, not see-through (opaque)

