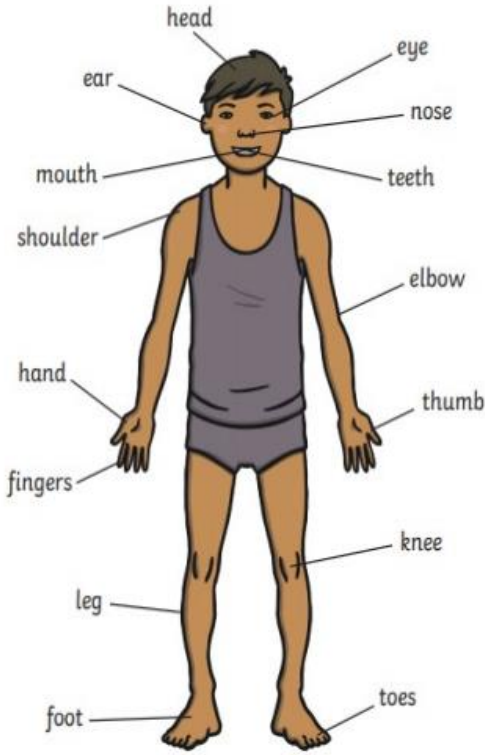







Y1 Knowledge organiser – Animals, including humans / My body

What should I already know?	Diagrams		What will I know by the end of the unit?																		
<p>Know how to keep healthy by doing exercise and eating healthily. Know some rhymes about the body (e.g. Heads, Shoulders, Knees and Toes)</p>	<div style="text-align: center;"> <p>Parts of the Body</p>  </div> <div style="float: right; width: 150px;"> <p>Senses</p>  <p style="text-align: center; color: red;">sight</p>  <p style="text-align: center; color: blue;">hearing</p>  <p style="text-align: center; color: orange;">touch</p>  <p style="text-align: center; color: pink;">taste</p>  <p style="text-align: center; color: yellow;">smell</p> </div>		<p>Identify, name, draw and label the basic parts of the human body and say which part of the body is associated with each sense.</p> <p>Recognise that humans are animals.</p> <p>Compare and describe differences in their own features (eye, hair, skin colour, etc.)</p> <p>Recognise that humans have many similarities.</p>																		
<p>Key vocabulary</p>			<p>We have five senses.</p> <ol style="list-style-type: none"> 1) We smell using our nose. 2) We taste using our tongue. 3) We touch using parts of our body, like our hands. 4) We see using our eyes. 5) We hear using our ears. 																		
<table border="1" style="width: 100%; border-collapse: collapse;"> <tr> <td style="width: 20%; text-align: center;">eyes</td> <td>These help us see</td> </tr> <tr> <td style="text-align: center;">ears</td> <td>These help us hear</td> </tr> <tr> <td style="text-align: center;">mouth</td> <td>We use our mouth to eat and talk</td> </tr> <tr> <td style="text-align: center;">nose</td> <td>Helps us smell</td> </tr> <tr> <td style="text-align: center;">elbows</td> <td>These help our arms bend</td> </tr> <tr> <td style="text-align: center;">knee</td> <td>This helps our leg bend</td> </tr> <tr> <td style="text-align: center;">shoulders</td> <td>These help our arms to lift up</td> </tr> <tr> <td style="text-align: center;">eyebrows</td> <td>These protect our eyes</td> </tr> <tr> <td style="text-align: center;">neck</td> <td>Connects the head to the rest of the body</td> </tr> <tr> <td style="text-align: center;">feet</td> <td>They help us stay balanced and upright</td> </tr> </table>			eyes	These help us see	ears	These help us hear	mouth	We use our mouth to eat and talk	nose	Helps us smell	elbows	These help our arms bend	knee	This helps our leg bend	shoulders	These help our arms to lift up	eyebrows	These protect our eyes	neck	Connects the head to the rest of the body	feet
eyes	These help us see																				
ears	These help us hear																				
mouth	We use our mouth to eat and talk																				
nose	Helps us smell																				
elbows	These help our arms bend																				
knee	This helps our leg bend																				
shoulders	These help our arms to lift up																				
eyebrows	These protect our eyes																				
neck	Connects the head to the rest of the body																				
feet	They help us stay balanced and upright																				