





# Describe position (1)

I Here are some shapes.



Use the words to complete the sentences.

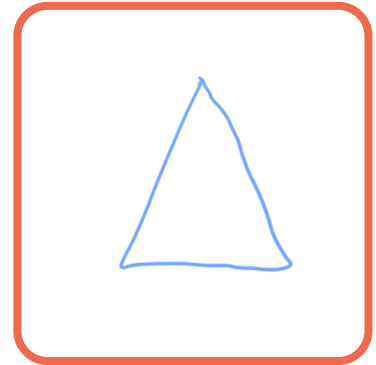

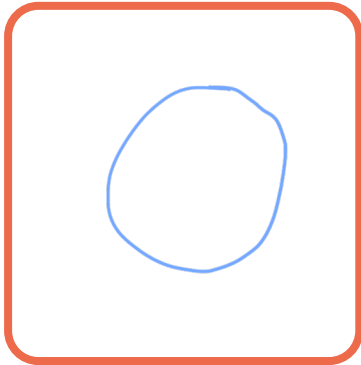
left

right

- a) The circle is to the left of the square.
- b) The pentagon is to the right of the triangle.
- c) The triangle is to the right of the circle.
- d) The square is to the left of the pentagon.



**2** Here is a cone.



a) Draw a circle to the left of the cone.

b) Draw a triangle to the right of the cone.

**3** Give your partner directions to move around the classroom.

Use the word bank.

forwards

backwards





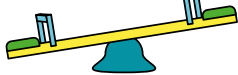
left

right





4 Ron is playing at the park.

	 roundabout	
 swings		 slide
	 see-saw	

Use the words to complete the sentences.

forwards

backwards

left

right

- a) If Ron walks forwards he will get to the slide.
- b) If Ron walks to his right he will get to the see-saw.
- c) If Ron walks backwards he will get to the swings.