


Describe position (2)

I Here is a poster that Tom has made.



Use the words to complete the sentences.

left

right

above


below

- a) The heart is above the star.
- b) The sun is to the right of the cloud.
- c) The smiley face is below the heart.

How many other sentences can you think of?



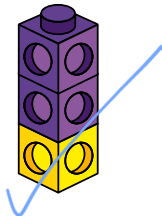

- 2 Sam has built a tower from purple and yellow cubes.



The top cube is purple and the bottom cube is yellow.

Which one is Sam's tower?


Tick your answer.



Make your own tower of cubes and describe it to a partner.

Can your partner build the tower?

- 3 Colour the cubes to match the sentences.




- The top cube is blue.
- The bottom cube is red.
- The cube below the top one is green.
- The cube above the red one is yellow.
- The cube between the green and yellow cubes is purple.

Talk about your answers.



4

Draw shapes in the grid to match the sentences.



There is a pentagon in the middle.

There is a star to the right of the circle.

There is a smiley face to the left of the rectangle.

There is a heart above the triangle.

There is a square below the circle.

Make up your own problem like this for a partner.

