



## Dear Parents

We'd like to help you continue your child's learning during school closure. Here is a little guidance on phonics and how to use Monster Phonics.

## What is Phonics?

The 26 letters of the alphabet and combinations of these letters make 44 speech sounds in English.

The 44 sounds (phonemes) are spelt by 144 different letter combinations (graphemes). For example, the sound A is spelt 5 different ways ay (play), ai (train).

Traditional ways of learning to spell can be time-consuming and for some children they are ineffective.

## What is Monster Phonics?

Monster Phonics categorises sounds into 10 areas and uses the Monsters as a categorisation. Each monster has a different colour. That colour represents that way of spelling the sound.

Find out more from our website <https://monsterphonics.com/how-it-works/>



## Why does Monster Phonics improve learning?

The child learns through the assignment of colour and the linkage of the sound, as well as seeing the colour, creating more ways of remembering the spelling.

The games, songs and activities within the programme continuously reflect this way of learning, so that structure is constantly seen, heard and experienced by your child. This consistency is critical in ensuring that a complicated language is learnt in the most simplistic way.

High-frequency words are learnt much faster with Monster Phonics. These words make up 65% of the words used in reading

1. Once colour-coded, high-frequency words can be taught in easy to learn sets of similar words. This significantly improves spelling.



2. With colour-coding non-decodable words become decodable. Children are no longer told that words like 'they' and 'my' are tricky as they can be decoded.



## Meet the Monsters

Long A sound



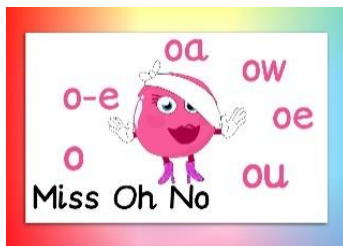
Long E sound




Long I sound



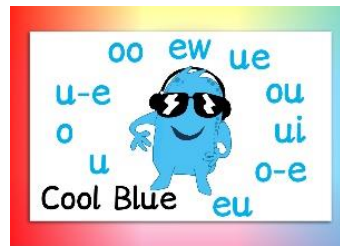
Long O sound



Long U sound



Long oo sound



Long ow sound



Silent Letters that have no sound



Tricky Letters that make a different sound



Black Cats – phonetic letters



Here are some fun activities, worksheets and games to help you to develop phonics knowledge.

Activities

<https://monsterphonics.com/free-phonics-worksheets/>

Ideas for learning spellings

<https://monsterphonics.com/free-resources/fun-ways-to-help-children-learn-phonics-spelling/>

Games

<https://monsterphonics.com/games/>

Flashcards

<https://monsterphonics.com/flashcards-2/>

Information about phonics

<https://monsterphonics.com/how-it-works/letters-and-sounds/>

<https://monsterphonics.com/how-it-works/ks1-spelling-curriculum/>

<https://monsterphonics.com/the-phonics-screening-check/>

## The Monster Phonics Reading Scheme

Information about phonics

<https://monsterphonics.com/books/>

Monster Phonics books are matched to the phonics that is taught in school. The stories help children to practise what they have learned phonetically and also instil a love of reading. Research shows that reading for enjoyment is an important predictor for children's educational success. We recommend that reading is an integral part of your daily routine. If on any one day you have time for nothing else... then read, read, read!



# MONSTER PHONICS

## Reading Scheme Structure

### Reception Books - Stage 1 -3

	BOOK 1	BOOK 2	BOOK 3	BOOK 4	BOOK 5	BOOK 6	BOOK 7	BOOK 8	BOOK 9	BOOK 10
STAGE 1	satp	i	n	m	d	g	o	c	k/ck	e
STAGE 2	u	r	h	b	f/ff	l/ll	s/ss	j	v	w
STAGE 3	x	y	z/zz	qu	ch	sh	th	ng	ure	Monster Story CVC+

### Year 1 Books - Stage 4- 8

STAGE 4	Monster Story CVC+	ff zz ss ll ck	nk	ch	v	ai	oi	ay	oy	a-e
STAGE 5	e-e	i-e	o-e	u-e (oo)	u-e (U)	ar	ee	ea (ee)	ea (e)	er
STAGE 6	ir	ur	oa	oo (tricky)	oo (oo)	oe	ou	ow (o)	ow (ow)	ue (oo)
STAGE 7	ue (U)	ew	ew	ie (I)	ie (E)	igh	or	ore	aw	au
STAGE 8	air	ear (long e-r)	ear (air)	are	y	ph	wh	e (CEW)	o (CEW)	Monster Story recap

### Year 2 Books - Stage 9- 10

STAGE 9	dge	g	c	kn	gn	wr	le	il	el	al
STAGE 10	y	al (or)	o (U)	ey	w-a (o)	w-or (er)	w-ar (or)	s (zsh)	ti (sh)	i (CEW)

