







You're a star	
Ready To Learn	
Step 1: Warning. Think about making positive choices.	
Step 2: You will miss... 5-10 minutes of your play (KSI) 10 minutes of your play (KS2)	
Step 3: You will spend... 15 minutes in reflection (KSI) 30 minutes in reflection (KS2)	
Red Card: You must go to Mr Mackley. You will spend... 30 minutes in reflection (KSI) 1 hour in reflection (KS2)	

**You're a star-** This is for children who go above and beyond.

**Ready To Learn-** All children start the day here.

**Step 1-** A child will receive a warning.

**Step 2-** If poor behaviour continues then children will spend time in Reflection.

**Step 3-** If poor behaviour still continues then the individual will spend longer in Reflection. Where appropriate, this should be done at playtime or lunchtime.

**Red card-** These are extreme anti social behaviours (see appendix 1). A child will go straight to a red card.

### General behaviour management

- Staff to use best practise behaviour management strategies as outlined in our policy *e.g. give instruction- non verbal cues- verbal cues- step 1.*
- If a child, for example, is on step 1 and they continue to ignore instructions, again use general behaviour management strategies before moving to step 2.
- If a child is on step 2 or beyond they must do their consequence- they cannot work their way out of it.
- There is flexibility for children who are on a warning to move back to Ready To learn by displaying excellent behaviour.

### End of lesson celebration

- At the end of each lesson/break/lunch classes will hold a mini celebration of those children who have been Ready To Learn.  
*e.g. Sarah was ready to learn at break because she lined up quietly.* Children can then have a R2L Dojo.