

Size games:

<https://www.topmarks.co.uk/early-years/lets-compare>



<http://www.crickweb.co.uk/Early-Years.html> - Compare and Order



<https://www.tinytap.com/activities/g39uw/play/sorting-by-size>



Shape games/song:

<https://www.topmarks.co.uk/early-years/shape-monsters>




<https://www.topmarks.co.uk/ordering-and-sequencing/shape-patterns>



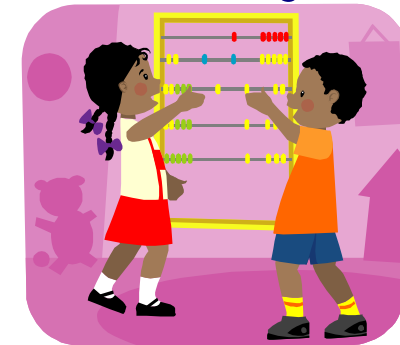
<https://www.bbc.co.uk/bitesize/clips/zhnvcdm> - 2d shape song



St Matthew's C.E. Primary Academy



Help your child to learn maths
facts
Nursery



Parent's and carer's guide to support
children with the 'Learning by Heart'
programme
Spring Term

'Learning by Heart'

Nursery Spring Term 1:

To develop their knowledge of size:

Tall/short

Wide/narrow

Big/small

Long/short

Practical ideas to help your child



Walking in the park – which is the longest stick/shortest stick? Run to the widest path/narrowest path. Can you spot a tall sunflower? Which flower is shorter? Are you going on the big or small swing today?

Using playdough – make a snake shorter than mine, make a wide scarf, make a tall tree, a small animal, etc.

Using Lego – build a short chimney, a narrow path, a long lorry, a big house, etc.

Vocabulary

Heavy, heavier, heaviest, light, lighter, lightest, long, longer, longest, shorter, shortest, taller, tallest, higher, highest, narrow, narrower, narrowest, wide, wider, widest, big, bigger, biggest, small, smaller, smallest.



Nursery Spring Term 2:

To recognise, match and name 2D shapes:

circle, triangle, square, rectangle,

Practical ideas to help your child

- Look at shapes in the environment – shape of traffic signs, windows, traffic lights, petals, wheels, photos, brick patterns, etc
- Sort objects into different shapes e.g., buttons, sweets, rubbers, etc
- Go on a shape hunt – take photos on iPad to look at back home
- Print shapes with potatoes and paint
- Shape matching dominoes/jigsaws
- Identify and name shapes in books
- Shape bingo
- Make shape pictures/cut shapes out/draw round shapes
- Use different shaped cutters in playdough/biscuit mix
- Make shapes using earbuds

Vocabulary

circle triangle square rectangle straight,
curved side/s corner same different length

