















Drawing Pictograms 1

Complete the tally chart to show Year 2's favourite fruit.

Fruit	Tally	Total
Apple		9
Orange		
Pear		
Banana		
Strawberry		

Use the information from the tally chart to complete the pictogram below:

9					
8					
7					
6					
5					
4					
3					
2					
1					
					
	Apple	Orange	Pear	Banana	Strawberry

Look at your completed pictogram and answer the questions:

Which was the most popular fruit?

Which was the least popular fruit?

Which fruits were equally popular?

How many children were asked altogether?
