

<https://www.timestables.co.uk/games/> - all times tables



<https://www.topmarks.co.uk/times-tables/coconut-multiples>



<https://www.topmarks.co.uk/maths-games/hit-the-button> -



https://www.mathplayground.com/factor_pair_up.html




<https://www.topmarks.co.uk/maths-games/multiples-and-factors>



<https://www.transum.org/Maths/Activity/Prime/>

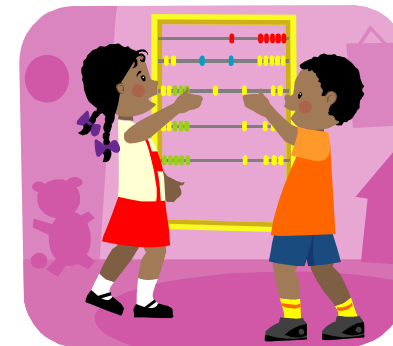


St Matthew's C.E. Primary Academy



Help your child to learn maths facts.

Year 5



Parent's and carer's guide to support
children with the 'Learning by Heart'
programme
Summer Term

'Learning by Heart'

Developing children's knowledge of mathematical facts so that they know them 'by heart' is a valuable tool to support calculation strategies, and also helps to build confidence. Regular practice is needed to secure knowledge and help children instantly recall facts.

We encourage children to think 'Can I do this in my head?' Having a range of number facts at their fingertips really empowers the children and enables them to approach tasks with confidence.

Young children need to work practically using apparatus like toys, small objects, coins, etc, this will help children to check their mental work with real materials.

Summer Term 1: To find factor pairs of a number.

What are factor pairs?

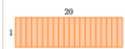
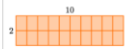

Factor pairs are two numbers that are multiplied to create a particular product.

Numbers can have more than one factor pair.

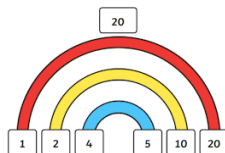
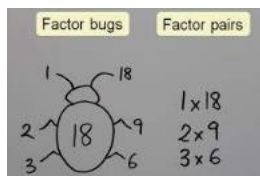
All numbers have the factor of 1, therefore the first factor pair will always be $1 \times$ the given number.

For example, 1 and 20, 2 and 10, and 4 and 5 are factor pairs for 20.

Factor pairs have a commutative property, which means you can switch the order and the product is the same.

Factor pair	Array (row \times columns)	Product
1×20		20
2×10		20
4×5		20


Play factor bugs: Choose a number and then write factor pairs as legs and antennae OR make factor rainbows:



Vocabulary

factor product pairs commutative arrays

Summer Term 1: Know all multiplication and division facts for ALL tables x11 tables.




Practical ideas to help your child:

Chanting is still an effective way to learn multiplication tables. Musical times tables CDs are also quite useful – children often learn the 'rhythm and rhyme' of a song quite quickly and therefore learn to recite and recall the facts.

It is really important that children are as confident with division facts as they are with multiplication facts.

Practice the idea of 'Family of facts' e.g. if I know that $4 \times 7 = 28$ I also know $7 \times 4 = 28$, that $28 \div 7 = 4$ and that $28 \div 4 = 7$

Pick a domino, add the number of dots together then multiply by the table they are working on. To extend to all times tables, pick two dominoes to multiply the total number of dots on each together.

Timed Games: – How well are you doing? How many questions can you answer in 2 minutes? Can you beat your own record?

A vending machine is broken and only takes 5p coins. How many coins do you need to pay for a bar of chocolate that costs 45p?

9 coins!

How did you work that out? Well, the product of 9 and 5 is 45.

There are 7 smarties on each bun, if we make 6 buns how many smarties will we need?

42 smarties!

Can you explain why? 7 lots of 6 are 42.

A piece of ribbon measure 56cm in total. 8 cm are needed to make a bow. How many bows can we make?

7 bows!

Can you prove it to me? Well, there are seven, eights in 56.

Vocabulary

times multiply multiple of lots of groups of divided by
shared multiplied by shared product factor square number