

Wigan Music Service Whole Class Instrumental Lessons at Home

BRASS (week 2)

Listen Up!

Haydn's Trumpet Concerto (3rd Movement)



<https://www.bbc.co.uk/programmes/articles/3157JKsqyTRyqZGfKWfGwGf/trumpet-concerto-3rd-movement-by-joseph-haydn>

It's often inspiring to listen to top musicians playing the instrument you are learning to play.

Here is a video of Alison Balsom playing the last movement of Haydn's Trumpet Concerto. Alison has won many awards for her playing including three classical BRIT awards. It is clear to see why when you listen to her playing!

Make Some Music

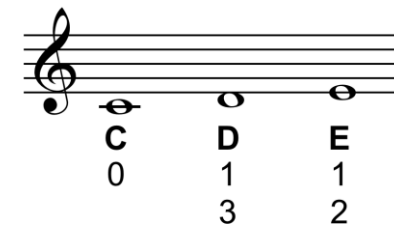


Watch the video below. Mr. Ford gives you a recap of how to play the notes C, D & E. You might want to start by buzzing on your mouthpiece first, before having a go at the call and response exercises in the video.

<https://youtu.be/KrcVWfy0mJs>

Are your valves stuck? See the separate 'stuck valves guide' but always get an adult to help you fix your instrument.

Here are the valve combinations for the notes but you can see more notes and valve/ slide positions on the attached sheets below, or on the back of your Wider Opportunities music booklet.



No Instrument?

Why not have a go at clapping the rhythms back in the video?

Wigan Music Service Whole Class Instrumental Lessons at Home BRASS (week 2)

Investigate



How do brass instruments make a sound?




<https://www.bbc.co.uk/teach/class-clips-video/music--science-ks2-how-brass-instruments-make-sound/zknmhbk>

After watching the video can you answer the following questions:


1. When air vibrates slowly does this create a higher or a lower note?
2. What were early brass instruments made of?
3. How many valves does a bugle have?

More Fun

Can you draw the notes C, D & E in the correct places on the staves below? Refer to the music on the other pages to help you.



C



D



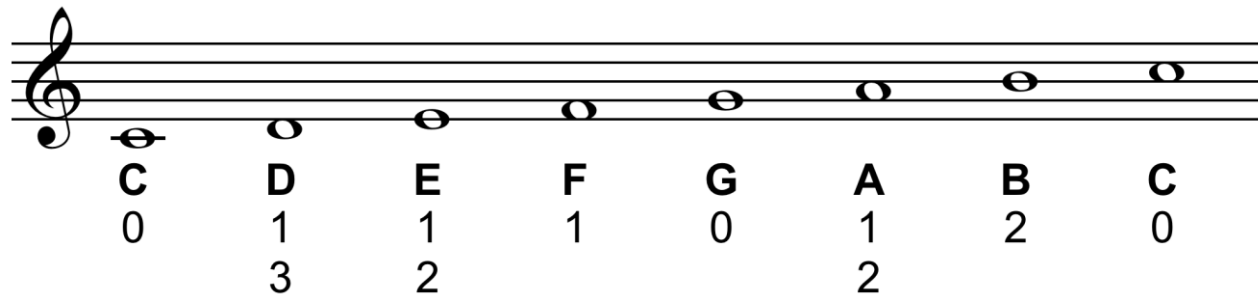
E

Wigan Music Service Whole Class Instrumental Lessons at Home

BRASS (week 2)

Fingering and note values for valved instruments

cornets, trumpets, tenor horns & baritones



C	D	E	F	G	A	B	C
0	1 3	1 2	1	0	1 2	2	0





4 beats	3 beats	2 beats	1 beat	1/2 beat notes
Semibreve	Dotted minim	Minim	Crotchet	Quavers

Wigan Music Service Whole Class Instrumental Lessons at Home

BRASS (week 2)

Slide positions and note values for trombones

C	D	E	F	G	A	B	C
1	6	4	3	1	4	2	1



4 beats Semibreve	3 beats Dotted minim	2 beats Minim	1 beat Crotchet	1/2 beat notes Quavers
----------------------	-------------------------	------------------	--------------------	---------------------------