

## Wigan Music Service Whole Class Instrumental Lessons at Home

### BRASS (week 6)

### Listen Up!

#### Cory Band- The Incredibles Theme



<https://youtu.be/fe0n48BCzQk>

The Cory Band are based in South Wales and are currently ranked as the best brass band in the world! Have a listen to them here performing the theme music from the Incredibles film.





### Make Some Music



#### Robots on the Dancefloor

Another favourite piece which most of you will have played before. There are two versions, try saying the words to the track first using 'walk' on the one beat notes (crotchets) and 'jogging' on the half beat notes (quavers). No instrument? Can you follow the music and clap the correct rhythm? <https://youtu.be/WdvCb6Awfu4>

Backing tracks are also available here (no. 28) <http://musicmarvelsclub.com/play/>

 walk	Crotchet- One beat note.
 jogg- ing	Quavers- half beat notes.
	The dot under the notes means to play the notes short. The technical name for this in music is <b>staccato</b> .
	The symbol under the last three notes, mean to emphasise them. These are called <b>accents</b> .

## Wigan Music Service Whole Class Instrumental Lessons at Home

### BRASS (week 6)

### Investigate



Here are the Cory Band again performing Queen's *Don't Stop Me Now*. Members from the band have all recorded individual parts at home. The videos have then been combined to create this amazing virtual performance.

<https://youtu.be/m719Y7Vpoc4>

Whilst you watch the video can you spot anyone playing the instrument that you are learning, and any of the following instruments?



cornet



tenor horn



baritone




trombone



Any percussion instruments


### More Fun

#### The Treble Clef



The treble clef is the symbol at the start of every piece we play.

Can you draw the treble clef? It might take a few practices to get it right. Start from the middle of the 'G' shape, use the diagram above to help you.





BRASS (week 6)

*Cornet, trumpet, tenor horn, baritone and trombone music*

*From Matt Kingston & Steve Legge's Music Marvels*

# Robots On The Dancefloor

5

walk walk jogg-ing jogg-ing walk walk walk walk walk jogg-ing jogg-ing walk walk walk

walk walk walk jogg-ing jogg-ing walk walk walk jogg-ing jogg-ing walk jogg-ing walk.

The musical notation is written on two staves in 4/4 time. The first staff begins with a repeat sign. The lyrics are: 'walk walk jogg-ing jogg-ing walk walk walk walk walk jogg-ing jogg-ing walk walk walk'. The second staff continues with: 'walk walk walk jogg-ing jogg-ing walk walk walk jogg-ing jogg-ing walk jogg-ing walk.'. There are accents over the final three notes of the second staff. An arrow points from a text box to the repeat sign at the end of the second staff.

Take notice of the repeat sign!  
(go back to the beginning)



# Robots On The Dancefloor

5

The image shows two staves of musical notation in 4/4 time. The first staff contains measures 1 through 4, and the second staff contains measures 5 through 8. Each note has a dot underneath it, and the corresponding letter (E or D) is written below the staff. The notes are: Staff 1: E, E, D, D, D, D, E, E, E; Staff 2: D, D, D, D, D, D, D, E, E, E, E. The final measure of the second staff has a repeat sign (double bar line with two dots) and an arrow pointing to a text box.

Take notice of the repeat sign!  
(go back to the beginning)



## Wigan Music Service Whole Class Instrumental Lessons at Home BRASS (week 6)



### More fun music to learn and play?

Up until 30<sup>th</sup> June 2020, Warwick Music are very kindly providing some music to download free of charge. You can download the fantastic Music Marvels tutor book here which contains more simple tunes like the ones used in our lessons.

<https://blog.pbone.co.uk/coronavirus-free-resources-for-parents-and-students?hsCtaTracking=23c26995-e906-4eb7-a149-6bba19ebc671%7Ca7ec5bbb-c0ce-4497-a945-8c2c19df8db4>

Scroll down the blog, click on the book title image and enter the code MUSICTOGETHER

