















Listen up!

Begin by listening together to this radio programme from the BBC:
Listen and Play - At the Seaside

<https://www.bbc.co.uk/teach/school-radio/eyfs-listen-and-play-at-the-seaside/zvyf6v4>

Let's Get Creative!

Seaside Patterns

 sun	 sun	 sun	 sun
 sun	 sun	 ice-cream	 sun
 flip-flops	 ice-cream	 flip-flops	 sun

Can you say and tap each of these patterns twice? Try tapping the rhythms with two pencils.
Make up some new patterns with these seaside things?



Let's Get Moving!

Let's try to move like some of these seaside creatures:

Seagull - flap arms and fly

Crab - move sideways

Starfish - star jumps

Octopus - wiggly arms and legs

Turtle - paddling with arms

Jellyfish - wobble

Now make up a seaside dance using some of these moves - remember to travel forwards, backwards, sideways and diagonally!



Rhythm and Rhyme



Five Little Sea Shells Fingerplay/Poem

Five little seashells lying on the shore (hold up 5 fingers)

Crash! went the waves and then there were four (bend down one finger)

Four little seashells happy as could be,

Crash! Went the waves and then there were three (bend down one finger)

Three little seashells all shiny and new,

Crash! Went the waves and then there were two (bend down one finger)

Two little seashells lying in the sun,

Crash! Went the waves and then there was one (bend down one finger)

One little seashell left all alone

Whispered SHHHHHHHH! as I took it home!(bend down last finger)

Can you spot the rhyming words?

Explore different voices for the chant:

Perhaps you could start loud and get quieter as the shells disappear!

Enjoy the 'shh' sounds once again!