

Wigan Music Service Whole Class Instrumental Lessons at Home

WOODWIND

Investigate



We are going to investigate graphic scores. This is a way of composing music but instead of writing out music notation the music is drawn out using symbols or pictures.

Can you think of a way you would draw a short or long note without using a musical note? You can use any symbols or pictures you like, nothing is wrong. If I was doing a graphic score I might use this * for a short note and \$ for a long note. Because graphic scores use symbols or pictures it means the performer has to interpret the music and they get to make the final decision about how long or short they play a note!

This is an example of a graphic score:




Image from <https://www.reedmaxson.com/graphic-scores.html>

Listen Up!

Listen to this graphic score which recreates a thunderstorm. It has specific symbols for the sounds the composer wants:

<https://www.youtube.com/watch?v=bBawmitub64>

A composer called Cornelius Cardew made a graphic score called Treatise: This is a picture of part of the graphic score:

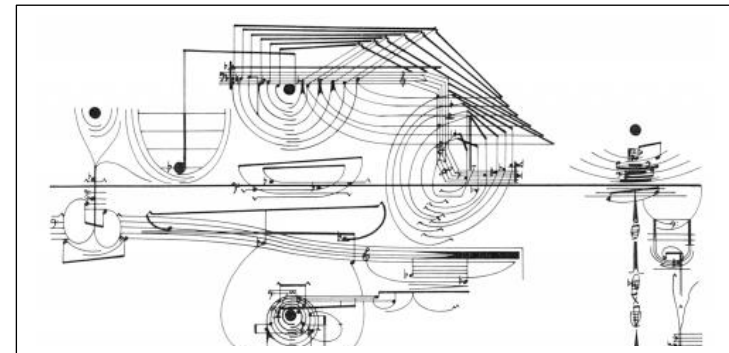


Image from <http://davidhall.io/treatise-score-graphic-notation/>

There are no instructions with the graphic score so it is up to the performers to interpret it as they wish! Below are links to two performances of Treatise, hear how differently the piece is played:

<https://www.youtube.com/watch?v=6NRoeyVYedA>

https://www.youtube.com/watch?v=b0V9_xqaw8Q



Wigan Music Service Whole Class Instrumental Lessons at Home



WOODWIND

Make Some Music






Warm up your recorder playing some long, short, loud and quiet sounds. Try experimenting on your instrument, wiggle your fingers on and off quickly and see how that sounds? Now is your chance to try unusual finger combinations that aren't 'proper' fingerings. What finger combinations can you do to make unusual notes? Are there any other ways to make sounds on your recorder?

What sort of sound do you get if you blow into the holes instead of the mouthpiece? Try taking the headjoint off the recorder and gently put your finger in and out of the bottom of the headjoint. What happens to the sound? Do you like it?!


If you **don't have an instrument at home** see what noises you can make with your voice, whistling or using items you have at home e.g tapping lightly on a table, putting your hand in a box of lego bricks and moving them around, jingling a set of keys – anything you can think of!

Now you can make your own graphic score. Choose a symbol to represent a sound – you can use 'proper' notes or any unusual sounds you've discovered. These are some ideas for symbols;

A continuous sound going lower Short sounds different pitches A continuous sound



You can layout your graphic score anyway you like, it can follow along in a straight line like regular music or it can spiral around, be imaginative!



This is an example of another graphic scores from Jessies fund, music helping children:

<https://jessiesfund.org.uk/resources/writing-it-down-2/>

More Fun!

After all your hard work on graphic scores have some fun with the song Tony Chestnut!

<https://www.youtube.com/watch?v=hLLMm8fbhgk>