


Nazareth Rooms Home Learning week beginning 13.07.2020

Our Topic this half term is Under the sea

Reading:

For the next 2 weeks we will be reading The Rainbow fish:

<https://www.youtube.com/watch?v=QFORvXhub28>



- Read the rainbow fish.
- Read facts about the different sea creatures that are in the story and make a fact file about each one.
- Can you draw a picture of your favourite part and write a sentence.
- Remember the Bug Club reading scheme. There are lots of lovely books for you to read!

Phonics:


Each day please also complete handwriting practise and phonics activities.

Handwriting: Throughout this week please practise all letters of the alphabet. You need to write each letter lots of times to practise it. Make sure you start and finish the letter in the correct place.

- How many words can you find beginning with the letter 'h'?
- Phonics: Use the 'Phonics Play' website – you can access free games for your children. We are working on phase 2 and 3 in school. The website is: <https://www.phonicsplay.co.uk/> but it can also be accessed by typing 'phonics play' into Google. On YouTube, Mr Thorne does phonics is another particularly good website. <https://www.bbc.co.uk/bitesize> offers a variety of phonics and literacy activities.

Writing:

Over the next two weeks we will be reading The Rainbow Fish. Please follow the link below.



<https://www.youtube.com/watch?v=QFORvXhub28>

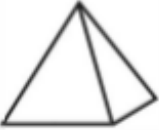




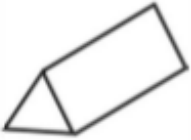

- Discuss the features of the story: setting, characters, beginning, middle and end. What is the difference between characters and the main character? Can you write about the difference between the characters in the story.
- Create a set of instructions to teach people how to look after a pet (rainbow) fish.
- Write a story about a different 'rainbow' animal, e.g. a Rainbow Bird, a Rainbow Butterfly or a Rainbow Chameleon. What might happen to them?
- Can you write a book review of this story to tell others your opinion about it?
- Can you pretend to be the Rainbow fish and can you draw and write about the ocean and what it is like to live under the sea.







Maths

- This week, we will be look at 3D shapes.
- Can you go on a shape hunt in your house and find different objects that are 3D shapes.
- Can you make a tally of how many times you see each 3D shape.

3D Shape Hunt

Use a tally to count the shapes you see.

Shape	Tally
	
	
	
	
	
	
	

3D Shape	Number of Straight Edges	Number of Curved Edges	Number of Vertices
 Cube			
 Cylinder			
 Sphere			
 Cuboid			
 Cone			
 Square-Based Pyramid			

- Purple Mash has lots of fantastic games for learning to count and add and subtract numbers.
- Remember to login to Mathletics!

Topic – under the sea

1. Here are some ideas of things you can draw:
 - A self-portrait
 - A picture of your family
 - A friendly monster
 - A Summer T-shirt
 - An Alien
2. Summer is here what would you put in your beach bag to take to the seaside. Think of things that are fun and things that would keep you safe.



coloringpage.eu

3. Make up your own summer desert. Ask a grown-up to help you. Think of your favourite fruits...strawberries, cherries, bananas, kiwi etc. Do you like jelly? Wavers and sprinkles! The list is endless! Enjoy!



4. Make a Poster All About You
 - Draw a picture of yourself
 - What is your favourite book/film?
 - What do you like to do?
 - Do you have any hobbies?
 - What's your favourite colour and why?
5. Go for a walk around your local area. Take a note pad or camera. Look for all different types of signs around you. How many different signs can you find? Here are some to start you off.

Look for these signs.



Other things you can do at home

- Bake cakes and biscuits
- Go for a walk
- Play board games
- Play card games
- Take photos
- Dress up
- Make bookmarks
- Make slime
- Build a den
- Exercise videos – YouTube
- Make sock puppets
- Use an old shoe box / paper plate to make an aquarium or under the sea picture
- Play with Lego