


Nazareth Rooms Home Learning week beginning 06.07.2020

Our Topic this half term is Under the sea

Reading:

For the next 2 weeks we will be reading The Rainbow fish:

<https://www.youtube.com/watch?v=QFORvXhub28>



- Read the rainbow fish.
- Read facts about fish and make a fact page.
- Can you draw a picture of your favourite part.
- Remember the Bug Club reading scheme. There are lots of lovely books for you to read!

Phonics:


Each day please also complete handwriting practise and phonics activities.

Handwriting: Throughout this week please practise all letters of the alphabet. You need to write each letter lots of times to practise it. Make sure you start and finish the letter in the correct place.

- How many words can you find beginning with the letter 'h'?
- Phonics: Use the 'Phonics Play' website – you can access free games for your children. We are working on phase 2 and 3 in school. The website is: <https://www.phonicsplay.co.uk/> but it can also be accessed by typing 'phonics play' into Google. On YouTube, Mr Thorne does phonics is another particularly good website. <https://www.bbc.co.uk/bitesize> offers a variety of phonics and literacy activities.

Writing:

Over the next two weeks we will be reading The Rainbow Fish. Please follow the link below.



<https://www.youtube.com/watch?v=QFORvXhub28>

- Show children the cover of the book and tell them the title. **KQ: Do you think this is a fiction or non-fiction book?** Read children the text until the Rainbow Fish is being described. **KQ: Can we think of other words to describe the Rainbow Fish?** Children will write their own description of the Rainbow Fish.
- Read up to the page where the Rainbow Fish gets sad that the other fish do not want to play with him. **KQ: How do you think the Rainbow Fish is feeling? How do you think the other fish are feeling?** Can you write about which character what your favourite.
- Read the text to the point where the starfish tells him to go to the Wise Octopus. Discuss what it means to be 'wise'. **KQ: What do you think the Wise Octopus might say to the**

Rainbow Fish? Can you pretend to be the Wise Octopus and share ideas about what the Wise Octopus would say to the Rainbow fish, can you write instructions.

- Read the text to the point after the Wise Octopus has spoken to Rainbow Fish. **KQ: How do you think the Rainbow Fish is feeling?** Can you pretend to be Rainbow Fish and write a letter of apology to the other fish.
- Teacher will read the entire text to the children. **KQ: What happens in the beginning/middle/end?** Can you write down what happens in the story.





Maths

- This week, we will be look at 2D shapes – can you create a picture using different 2D shapes (circle, rectangle, triangle, square, pentagon, hexagon).
- Can you go on a shape hunt in your house and find different objects that are 2D shapes.
- Can you look at the picture below and find different shapes.


2D Shape Hunt

Count and colour the 2D shapes hidden in this summer scene.




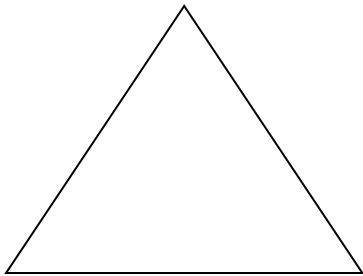
- Can you tell me about the properties of 2D shapes.



This 2D shape is a _____.
It has _____ corners.
It has _____ sides.



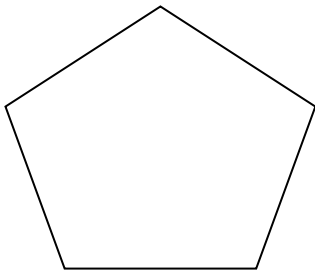
This 2D shape is a _____.
It has _____ corners.
It has _____ sides.



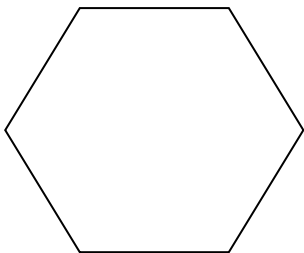
This 2D shape is a _____.
It has _____ corners.
It has _____ sides.



This 2D shape is a _____.
It has _____ corners.
It has _____ sides.



This 2D shape is a _____.
It has _____ corners.
It has _____ sides.



This 2D shape is a _____.
It has _____ corners.
It has _____ sides.

- Purple Mash has lots of fantastic games for learning to count and add and subtract numbers.
- Remember to login to Mathletics!

Topic – Under the sea


1. Make up your own Sports Day or obstacle Race. Here are some ideas: sack race, egg and spoon, skipping, picking up bean bags or small balls and putting them in a bucket, running, throwing at a target, hoop or bucket etc..

Make your own certificates and medals. Have fun!




2. Watch the video of Surprising Sharks By Nicola Davies - Did you find any surprises?

<https://www.youtube.com/watch?v=JwkkDzdGXOo>



Think about sharks. Discuss with an adult what you know about shark. Why are they so dangerous? Where in the world do you find them? Are all sharks scary?



How scary are sharks?

Where on the line would you put this shark?



3. Here are some **Shark** art activities that you could try at home.



4. Can you think of a name for each letter of the alphabet? **Ava, Ben, Chidera etc.**
5. Can you find 5 objects that are your favourite colour?
6. Can you write or draw the perfect menu - starter, main and desert

Other things you can do at home

- Bake cakes and biscuits
- Go for a walk
- Play board games
- Play card games
- Take photos
- Dress up
- Make bookmarks
- Make slime
- Build a den
- Exercise videos - YouTube
- Make sock puppets
- Use an old shoe box / paper plate to make an aquarium or under the sea picture
- Play with Lego