







 Bonjour mes amis!





 This week, people in France will be celebrating their national holiday known as 'Bastille Day'. 



 There is a Bastille Day information PowerPoint that you can go through that will teach you about why and how this day is celebrated in France. 



 Below, you will be able to find some different activities about Bastille Day that you can complete. You don't have to complete all of them; choose a few that you think you'd enjoy. 



 Have fun! Vive la France! 





Activity 1: Create a Bastille Day Poster to showcase your new learning about Bastille Day. Draw pictures and annotate them using the word bank resources below:



**The 'Common People'**

(These were the peasant workers, farmers, etc. who earned very little money.)

**The Nobles**

(The lords and ladies of French society – they owned a lot of land and properties.)

**The Clergy**

(The priests and bishops who controlled the Catholic Church in France.)



**Le Roi**  
**King Louis XVI**

**La Reine**  
**Queen Marie Antoinette**

**Financial Crisis**  
(There was no money left for the country because the greedy, extravagant King and his friends had spent it all!)



**The Storming of the Bastille**

(The commoners hated this prison fortress because so many people were locked up unfairly.)

**Le Drapeau Français**

(The French tricoloured flag.)

**Worker's Cap**

(Lots of people started wearing these to show they were one of 'the people'.)



**Rioters / Protestors**

(The poor people were very angry so they marched in the streets and fought the soldiers.)

**Starvation**

(Poor people had very little to eat, but the rich had lots of good food.)

**'Marianne'**

(The national symbol of France – she represents liberty.)



Activity 2: Print and complete this Bastille Day word search.

Can you find?  
 July  
 liberty  
 equality  
 fraternity  
 bastille  
 louis  
 fete nationale  
 sans culottes

r	e	v	a	k	y	j	o	c	n	e	p	a
e	i	r	e	e	f	t	s	i	u	o	l	s
n	r	e	c	o	r	a	w	e	e	a	b	y
a	e	v	a	n	d	e	o	l	l	n	i	t
p	f	o	a	g	b	p	r	l	o	o	h	i
k	i	l	r	y	i	f	v	i	p	i	w	n
e	r	u	f	m	l	o	u	t	a	t	c	r
s	e	t	t	o	l	u	c	s	n	a	s	e
t	w	i	d	t	q	y	j	a	e	n	k	t
a	o	o	w	f	j	f	g	b	h	e	i	a
t	r	n	k	x	i	r	f	z	c	t	n	r
e	k	l	y	t	i	l	a	u	q	e	g	f
m	s	t	o	r	m	i	n	g	s	f	b	n

Can you find?  
 estate  
 revolution  
 storming  
 war  
 napoleon  
 fireworks  
 france  
 king

Bastille Day  
 Word Search



Activity 3: Create a 'Bastille Day' acrostic poem. In an acrostic poem, the first letter of each line spells a word. The individual words should all relate to the theme of the poem.



B

---



A

---



S

---



T

---



I

---



L

---



L

---



E

---



D

---



A

---



Y

---





Activity 4: Answer the questions below to create a Bastille Day fact file. You can use the PowerPoint to find the information or you can go online and research it yourself.



1) What does Bastille Day celebrate?



2) How do you say 'Bastille Day' in French?



3) When is Bastille Day celebrated?



4) Where is Bastille Day celebrated?



5) What do people do to celebrate Bastille Day?



6) Why is Bastille Day celebrated?



7) Who were the King and Queen of France at the time of the French Revolution?



8) What was La Bastille de Saint Antoine?



9) What does the French motto 'Liberté, Égalité, Fraternité' mean?



10) What was the Queen of France rumoured to have said when she was told that the poor people didn't have any bread to eat?





Activity 5: Go to [www.euroclub-schools.org](http://www.euroclub-schools.org). Enter the 'French Zone' and click on 'Bastille Day'.

By scrolling up and down the web page, can you find the French way to write the following words?



1. The 14th. July \_\_\_\_\_



2. The storming of the Bastille \_\_\_\_\_



3. We are hungry! \_\_\_\_\_

4. We are not happy! \_\_\_\_\_



5. The parade \_\_\_\_\_



6. An enemy of the people \_\_\_\_\_



7. The tricolour flag \_\_\_\_\_



8. The Paris underground \_\_\_\_\_

9. The Eiffel Tower \_\_\_\_\_



10. Things are going very well! \_\_\_\_\_

11. The French Revolution \_\_\_\_\_



13. The July Column \_\_\_\_\_

14. The Louvre Pyramid \_\_\_\_\_

15. The Palace of Versailles \_\_\_\_\_

16. Long live France! \_\_\_\_\_

17. Freedom. Equality. Brotherhood. \_\_\_\_\_

18. The kings' cake \_\_\_\_\_

19. The equality cake \_\_\_\_\_

20. The Old Regime \_\_\_\_\_





Activity 6: Print out this page. Look at the photos and write the corresponding captions underneath, using the list. See if you can remember some of the French words from the PowerPoint! Some captions are more difficult, so use Google to translate them.



La Bastille	Louis XVI	Un feu d'artifice
La guillotine	Le drapeau français	
La patrouille de France	L'hymne national français	
Un défilé	La Révolution française	
La Déclaration des Droits de l'Homme et du Citoyen		

