

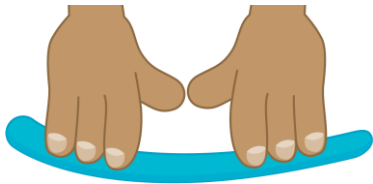
Fine motor development




- ✓ Play with play dough.




- ✓ Use a rolling pin to roll play dough.



- ✓ Roll "snakes" with play dough using palms of hands.

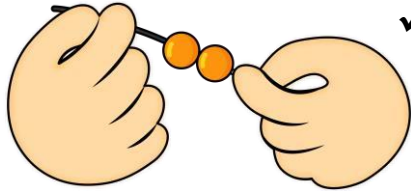



- ✓ Roll play dough into tiny balls using only the fingertips.




- ✓ Use a spray bottle filled with water to spray plants indoors or outside.
- ✓ Add food coloring to water in a spray bottle and spray design.

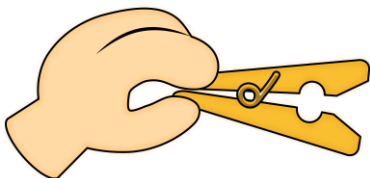
Fine motor development




- ✓ Cut a length of string or a pipe cleaner and thread with beads, pasta or cheerios.



- ✓ Tear paper and make a collage.



- ✓ Pick up objects like cotton balls or pom-poms using clothes pegs.
- ✓ Transfer each object from a bowl to a numbered cup, counting in the correct number to match and make it more interesting.



- ✓ Cut up catalogues or junk mail, especially thick paper.
- ✓ Cut play dough with plastic scissors.
- ✓ Cut plastic, disposable straws or shredded paper.


Fine motor development



- ✓ Place buttons on drawn lines.



- ✓ Pick up and move plastic bottle caps between containers, using tongs.



- ✓ Squeeze and transfer water to ice cube trays.



- ✓ Use a hole punch to make confetti or match numerals.



- ✓ Transfer blocks to a muffin tin using a spatula.

Fine motor development



- ✓ Thread plastic straws through holes in tubes.



- ✓ Thread pipe cleaners through holes in a box.



- ✓ Thread pipe cleaners through holes in a colander.



- ✓ Scoop pom poms from a container of water and count in the correct number into cups labelled with numbers.




Fine motor development



✓ Place the correct number of elastic bands around sticks to match the number.



✓ Use tweezers, chopsticks and other small tools to pick up and sort small objects like pom poms or buttons.



✓ Use tape and dispensers to join models or make pictures.



✓ Cut a slit in a tennis ball, draw a face on it and children use the ball to pick up little objects like Lego, marbles or beads.

Fine motor development



- ✓ Place paper clips around card to create worms or other creatures.



- ✓ Chain the correct number of paper clips together to match numerals.



- ✓ Put letters on pegs and put them on sticks to spell words.



- ✓ Peg the correct number of clothes pins to cups labelled with numbers.



- ✓ Use paper or ribbon to thread around wire racks.