

# EYFS Welcome Pack


## Nursery and Reception - September 2020

“It is my pleasure to welcome you and your family to St Peter’s Catholic Primary School. I look forward to meeting you.” \*

*Mrs Scott, Head teacher*


### Our Mission Statement

*We, the family of St Peter’s, united in faith by God, strive to learn and grow together, to be the best we possibly can every day.*



## How can my family help me get ready for school?

### Encourage your child to have a go!

- Develop self-help skills by encouraging your child to take off and put on their own clothes, practice doing up zips, buttons and poppers.
- Encourage your child to take their shoes and socks on and off independently.
- Support your child in getting to the toilet in time, wiping themselves, flushing the toilet and washing their hands. Please talk to a member of staff if your child has any additional needs that prevent them from being able to use the toilet independently.
- Encourage your child to  blow their nose themselves, put the tissue in the bin and wash their hands. If reinforced at home and school this will become the norm and your child will develop a healthy routine.
- Try to establish a good sleep routine.

### Summer holiday activities

- Go for a walk in the park or even in your garden, talk about what you can see.
- Using any recycling at home have a go at making a model, it can be anything you like.
- Share stories, they can be made up or from a book.
- Practice holding a pencil/colouring pen/crayon, what patterns or shapes can you make?
- Write your child's name on paper, can you practice recognising your name?
- Sing songs and dance to music.
- When you go for a walk, can you see any numbers or shapes in the environment?
- Play lots of turn taking games.




# What to expect and when?

At St Peter's we follow we follow the Development Matters in the Early Years Foundation Stage Framework (EYFS). It sets out the learning and development stages for children as they grow from birth to five years. Your child's development is split into 7 areas of learning that make up the EYFS Curriculum. You will become very familiar with them as your child progresses through the school year. The children will be taught through a variety of whole class teaching, adult led and child led activities. Children will learn both inside and outside whilst in Nursery/ Reception.

Specific Areas of Learning			
Literacy	Maths	Understanding the World	Expressive Art and Design
Prime Areas of Learning			
Personal, Social and Emotional Development	Physical Development	Communication and Language	

As well as using exercise books and a learning journey to record your child's work, we will also use an online learning journal system called '2simple' to record photos of your child's development. You will be given opportunities to come and view your child's work throughout the year at parents' evenings.





# Communication between home and school.

## Parent's Notice Board

Each classroom has a Parent's notice board displayed in the window by the classroom entrance. This will be updated to inform you of any upcoming events, trips, workers of the week and any other important information.




## Twitter

Check out our school Twitter page. We will update this page with pictures and videos of the children enjoying their learning environment and when there are special events taking place at school.

## Half- Termly newsletters

Every half-term we will be learning about a new topic in class. We will send home a newsletter updating you on our learning and giving you some ideas of things you can do at home to prepare for this.



## Group Call

We have a Group Call system whereby we will contact you with important school information. To be able to benefit from this service it is essential we have your current mobile phone number and email address.



# Meet your Nursery Teacher



**Miss Sango-Jackson**

**Class Teacher**

Nursery Induction video:

<https://youtu.be/JPH1QLSnjRU>



# Our Nursery Routine

A typical day in Nursery

8.45-9.15: Welcome/independent play

9.15-10.15: Learning time

10.15-10.30: Snack time

10.30-11.30: Learning time

11.30-12.00: Story time/preparing for lunch

12.00-1.15: Lunchtime

1.15-2.45: Learning time

2.45-3.15: Story time/getting ready for home time

3.15—Home time

## Lunchtime

Children can bring a healthy packed lunch to school or they can have the option of having a school dinner provided which is will be a cost of  
**£2.10**

**This timetable will vary depending on if your child has 15 or 30 hours placement in our Nursery.**

# Nursery Uniform



Navy sweatshirt with school crest, navy tracksuit bottoms or shorts, White polo shirt with school crest and black Velcro shoes (no laces).

**All clothing and bags MUST be labelled with the child's name.**



Official school book bag, Navy coat with school crest or plain navy or black coat and a water bottle (clearly named)

**We have two official uniform stockist for St Peter's Catholic Primary school.**

➤ **Castle Green-Gale Street, Dagenham, Telephone: 02087241500**

<https://castle-green.org.uk/product-category/st-peters-catholic-primary-school/>

➤ **Premier Schoolwear, Becontree Avenue, Telephone: 02085920141**

<https://www.premierschoolwear.co.uk/primary-schools/st-peters-catholic-primary-school.html>



# Meet the Reception Team



**Mrs Sapiano**

**EYFS Leader**

**RS Class Teacher (Mon, Tues, Weds)**



**Mrs Jensen**

**EYFS Leader**

**RS Class Teacher (Thurs, Fri)**




**Miss Jenkins**

**RJ Class Teacher**

## Reception Induction video:

<https://youtu.be/vUZWq7hZEVw>





# Our Reception Routine

A typical day in Reception

8.45-9.15: Welcome/independent play

9.15-10.15: Learning time

10.15-10.30: Snack time

\*10.30-11.00: Phonics

11.00-11.30: Learning time

11.30-12.00: Story time/preparing for lunch

12.00-1.15: Lunchtime

1.15-2.45: Learning time

2.45-3.15: Story time/getting ready for home time

3.15—Home time

## Lunchtime

Children can bring a healthy packed lunch to school or they can have the option of having a school dinner provided which is currently free for all children up to the age of 8.

# Reception Uniform



**Boys** need to wear grey trousers, white shirt, elasticated school tie, navy jumper, with the school crest, grey or black socks and black Velcro



**Girls** need to wear grey pinafore or skirt, white blouse, elasticated school tie, navy cardigan, with the school crest, grey tights or socks and black Velcro shoes.



**We have two official uniform stockist for St Peter's Catholic Primary school.**

➤ **Castle Green-Gale Street, Dagenham, Telephone: 02087241500**

<https://castle-green.org.uk/product-category/st-peters-catholic-primary-school/>

➤ **Premier Schoolwear, Becontree Avenue, Telephone: 020 85920141**

<https://www.premierschoolwear.co.uk/primary-schools/st-peters-catholic-primary-school.html>

# Reception P.E. kit

## And other items:



P.E. bag, Navy t-shirt with the school crest, navy shorts and black plimsolls.




**All clothing and bags MUST be labelled with the child's name.**

- A Coat- Navy blue jacket with the school crest or plain navy or black coat.
- A school bag- Please note only official school book bags are allowed. We do not have the capacity to store larger backpacks in school.
- A water bottle- Please make sure this is clearly named.



**No jewellery is allowed, if ears are pierced, children are allowed small studs. Studs must be removed for all physical education activities. If children cannot remove their own they must not come to school with them on PE days**



## Final note to parents:

- Please name ALL your child's clothes! It's important that all their clothes are named including vests, pants and even socks!
- No jewellery is to be worn.
- Please fill out all paperwork and return it to us as soon as possible.
- Please speak to us if you think there is any important information that you think we need to know .
- Please send in a photograph of your child with their family so we can add them to our family board.
- If you have any concerns or questions about anything please do not hesitate to ask.

Contact details:

Telephone: 020 8270 6524

Email: [office@st-peter.bardaglea.org.uk](mailto:office@st-peter.bardaglea.org.uk)

St Peter's Catholic Primary School

Goresbrook Road

Dagenham RM9 6UU



Public Health  
England

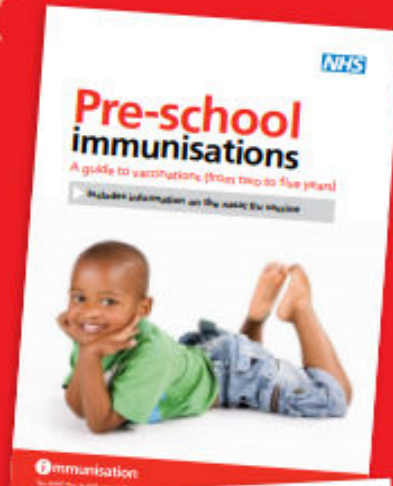
**NHS**

# Starting a new school?

- Buy uniform
- Get school shoes
- Check pre-school  
jabs are up to date

Pre-school jabs are:

- 2nd dose of MMR
- 4 in 1 Pre-school booster



**Your child will be learning and playing with more children when they start their new school and could be at risk of catching preventable diseases if they haven't had all their childhood jabs.**

If you are not sure if your child has had all their routine vaccinations, check their personal health record (Red Book) or contact the GP surgery. To get the best protection for your child, they need to have had two doses of MMR vaccine. For a checklist of the vaccines and the ages at which they should ideally be given visit [www.nhs.uk/vaccinations](http://www.nhs.uk/vaccinations)

© Crown copyright 2018. 02/18/1911 AUGUST 2018 50K 04/19

**Protect yourself, protect others**



# Top tips for starting school

## 1. Talk about school

Start talking about school. What are they excited about? Are they worried about anything?

## 2. Stay positive

Keep calm and smile. Try to always be positive about school, children are very good at picking up on your emotions.

## 3. Develop independence

A child who can do things for themselves will feel happier and more settled at school.

## 4. Try on uniform

Practice getting dressed and undressed in your uniform. Teach your child tricks to help them e.g. labels at the back, rolling up tights and holding cuffs of sleeves.

## 5. Help to recognise their name

Your child won't be expected to write their own name straight away but it will be helpful if they can read it. Put a label on their bedroom door and in other places and practice finding it.

## 6. Play listening games

Games such as 'Simon Says' are great to help develop your child's listening skills.. This will help them to follow instructions at school too.

## 7. Start a routine

Try to get into a routine so your child gets used to getting up, going to bed and having meals and snacks at certain times. This will help them to adjust to their school routine.

## 8. Get to know your child's teacher

Your child's teacher will want to help your child settle, learn and thrive at school. Please talk to them if you think there is anything that will help your child feel more settled.



# Our Behaviour Policy



Our 'Going for Gold' behaviour policy provides:

- ◆ a consistent and fair approach to behaviour management.
- ◆ clear systems to reward good behaviour and sanctions for inappropriate behaviour.
- ◆ a system that allows children to take ownership of their behaviour and their rewards.



**Principles:**

- ◆ Each day is a new day.
- ◆ Each class has a behaviour chart and each day all children begin on the rainbow.
- ◆ Children can move up the chart for good behaviour to the sunshine.
- ◆ Children know that there are consequences when making inappropriate behaviour choices, and they will be moved down the chart to the umbrella, raindrop or thunderbolt.

